

Emory University: Emory College of Arts and Sciences
ECAS Course Evaluations (Sp 2020)

Course: ANT-385-5: Special Topics: Anthropology - Spring 2020
Instructor: AG Tribble *
Response Rate: 11/22 (50.00%)

1 - Percentage of classes you did NOT attend (whether on-campus or synchronous/online).					
Response Option	Weight	Frequency	Percent	Percent Responses	Means
0%	(1)	5	45.45%		
1-5%	(2)	3	27.27%		
6-10%	(3)	1	9.09%		
11-15%	(4)	1	9.09%		
16-20%	(5)	0	0.00%		
21-25%	(6)	0	0.00%		
26-30%	(7)	0	0.00%		
31-40%	(8)	1	9.09%		
41-50%	(9)	0	0.00%		
51-60%	(10)	0	0.00%		
61-80%	(11)	0	0.00%		
81-99%	(12)	0	0.00%		
				0 25 50 100	
Response Rate					
11/22 (50.00%)					

2 - You are taking this course (select all that apply):					
Response Option	Weight	Frequency	Percent	Percent Responses	Means
To complete a General Education Requirement	(1)	1	9.09%		
For your major/minor	(2)	8	72.73%		
As a prerequisite for another course	(3)	0	0.00%		
As a pre-professional requirement	(4)	0	0.00%		
Because you are interested in the subject	(5)	7	63.64%		
Response Rate		11/22 (50%)			

3 - Your expected grade:					
Response Option	Weight	Frequency	Percent	Percent Responses	Means
A	(1)	8	72.73%		
A-	(2)	3	27.27%		
B+	(3)	0	0.00%		
B	(4)	0	0.00%		
B-	(5)	0	0.00%		
C+	(6)	0	0.00%		
C	(7)	0	0.00%		
C-	(8)	0	0.00%		
D+	(9)	0	0.00%		
D	(10)	0	0.00%		
S	(11)	0	0.00%		
U	(12)	0	0.00%		
				0 25 50 100	
Response Rate					
11/22 (50.00%)					

Emory University: Emory College of Arts and Sciences

ECAS Course Evaluations (Sp 2020)

Course: ANT-385-5: Special Topics: Anthropology - Spring 2020
Instructor: AG Tribble *
Response Rate: 11/22 (50.00 %)

4 - Please respond to the following questions focused on the instructor, AG Tribble. -

How well organized was the class?

Response Option	Weight	Frequency	Percent	Percent Responses	Means						
1 (Not at all)	(1)	0	0.00%								
2	(2)	0	0.00%								
3	(3)	0	0.00%								
4	(4)	0	0.00%								
5 (Somewhat)	(5)	0	0.00%								
6	(6)	0	0.00%								
7	(7)	0	0.00%								
8	(8)	2	18.18%								
9 (Very)	(9)	9	81.82%								
N/A	(0)	0	0.00%								
Response Rate	Mean	STD	Median	Dept	Mean	STD	Median	ECAS	Mean	STD	Median
11/22 (50.00%)	8.82	0.40	9.00	490	7.66	1.62	8.00	14066	7.92	1.61	9.00

4 - Please respond to the following questions focused on the instructor, AG Tribble. -

Was the instructor enthusiastic about the material?

Response Option	Weight	Frequency	Percent	Percent Responses	Means						
1 (Not at all)	(1)	0	0.00%								
2	(2)	0	0.00%								
3	(3)	0	0.00%								
4	(4)	0	0.00%								
5 (Somewhat)	(5)	0	0.00%								
6	(6)	0	0.00%								
7	(7)	0	0.00%								
8	(8)	0	0.00%								
9 (Very)	(9)	11	100.00%								
N/A	(0)	0	0.00%								
Response Rate	Mean	STD	Median	Dept	Mean	STD	Median	ECAS	Mean	STD	Median
11/22 (50.00%)	9.00	0.00	9.00	490	8.35	1.17	9.00	14066	8.41	1.21	9.00

4 - Please respond to the following questions focused on the instructor, AG Tribble. -

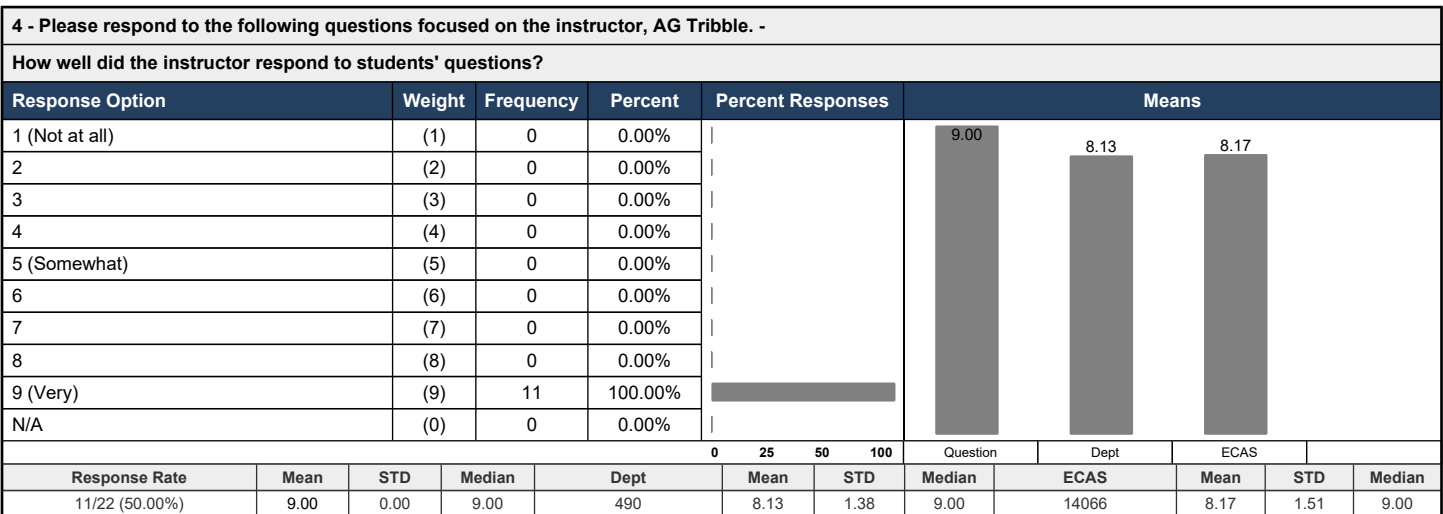
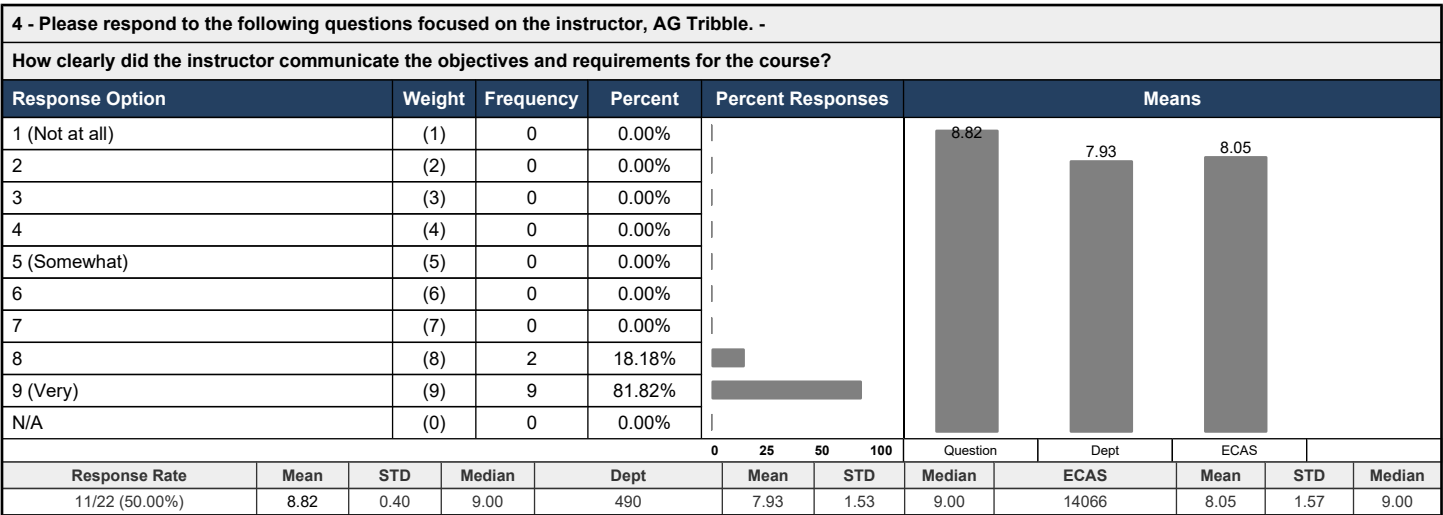
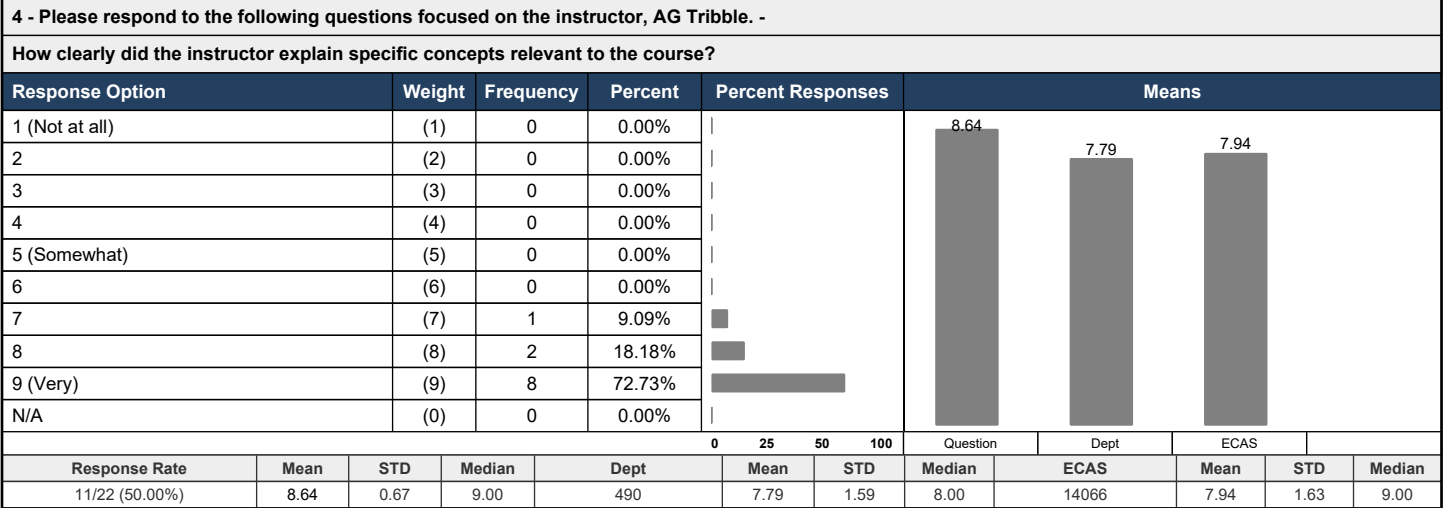
How concerned was the instructor with what students learned from the course?

Response Option	Weight	Frequency	Percent	Percent Responses	Means						
1 (Not at all)	(1)	0	0.00%								
2	(2)	0	0.00%								
3	(3)	0	0.00%								
4	(4)	0	0.00%								
5 (Somewhat)	(5)	0	0.00%								
6	(6)	0	0.00%								
7	(7)	0	0.00%								
8	(8)	1	9.09%								
9 (Very)	(9)	10	90.91%								
N/A	(0)	0	0.00%								
Response Rate	Mean	STD	Median	Dept	Mean	STD	Median	ECAS	Mean	STD	Median
11/22 (50.00%)	8.91	0.30	9.00	490	8.09	1.46	9.00	14066	8.20	1.43	9.00

Emory University: Emory College of Arts and Sciences

ECAS Course Evaluations (Sp 2020)

Course: ANT-385-5: Special Topics: Anthropology - Spring 2020
Instructor: AG Tribble *
Response Rate: 11/22 (50.00 %)



Emory University: Emory College of Arts and Sciences

ECAS Course Evaluations (Sp 2020)

Course: ANT-385-5: Special Topics: Anthropology - Spring 2020
Instructor: AG Tribble *
Response Rate: 11/22 (50.00 %)

4 - Please respond to the following questions focused on the instructor, AG Tribble. -

How accessible was the instructor for individual discussion about the course?

Response Option	Weight	Frequency	Percent	Percent Responses	Means							
1 (Not at all)	(1)	0	0.00%									
2	(2)	0	0.00%									
3	(3)	0	0.00%									
4	(4)	0	0.00%									
5 (Somewhat)	(5)	0	0.00%									
6	(6)	0	0.00%									
7	(7)	0	0.00%									
8	(8)	1	9.09%									
9 (Very)	(9)	10	90.91%									
N/A	(0)	0	0.00%									
					0	25	50	100	Question	Dept	ECAS	
Response Rate	Mean	STD	Median	Dept	Mean	STD	Median	ECAS	Mean	STD	Median	
11/22 (50.00%)	8.91	0.30	9.00	490	8.12	1.40	9.00	14066	8.20	1.49	9.00	

5 - How much did this course promote your progress on the following learning objectives?

Acquiring factual knowledge.

Response Option	Weight	Frequency	Percent	Percent Responses	Means							
1. Not at all or very little	(1)	0	0.00%									
2.	(2)	0	0.00%									
3.	(3)	0	0.00%									
4.	(4)	0	0.00%									
5. Somewhat	(5)	0	0.00%									
6.	(6)	0	0.00%									
7.	(7)	3	27.27%									
8.	(8)	0	0.00%									
9. Very much	(9)	8	72.73%									
N/A	(0)	0	0.00%									
					0	25	50	100	Question	Dept	ECAS	
Response Rate	Mean	STD	Median	Dept	Mean	STD	Median	ECAS	Mean	STD	Median	
11/22 (50.00%)	8.45	0.93	9.00	474	7.97	1.52	9.00	13519	7.92	1.62	9.00	

5 - How much did this course promote your progress on the following learning objectives?

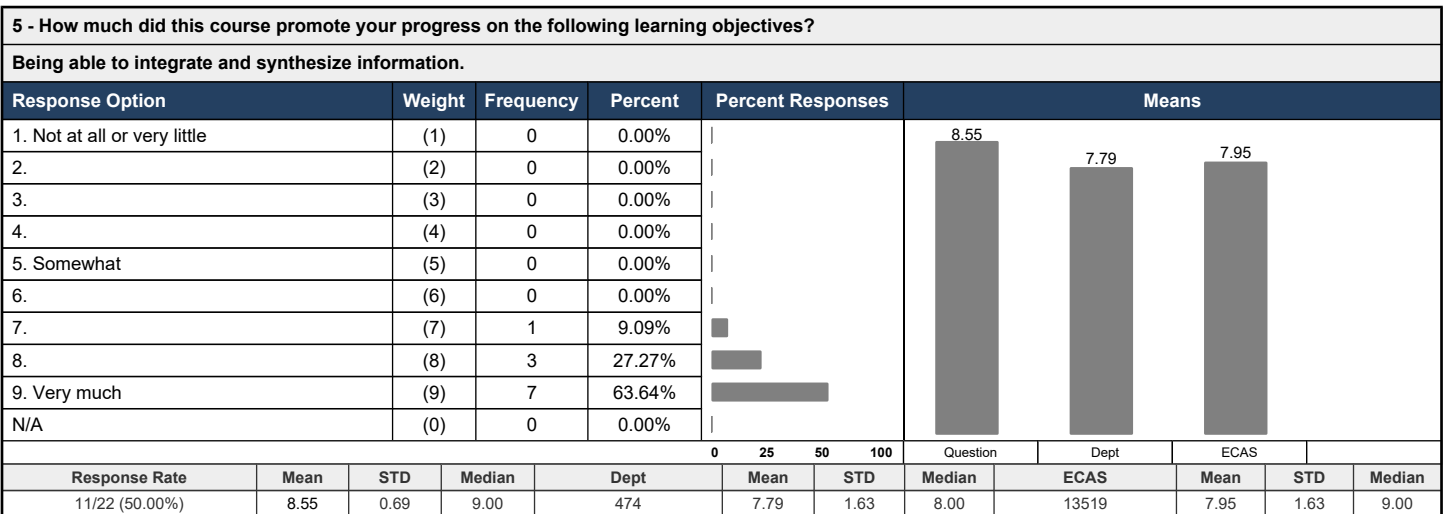
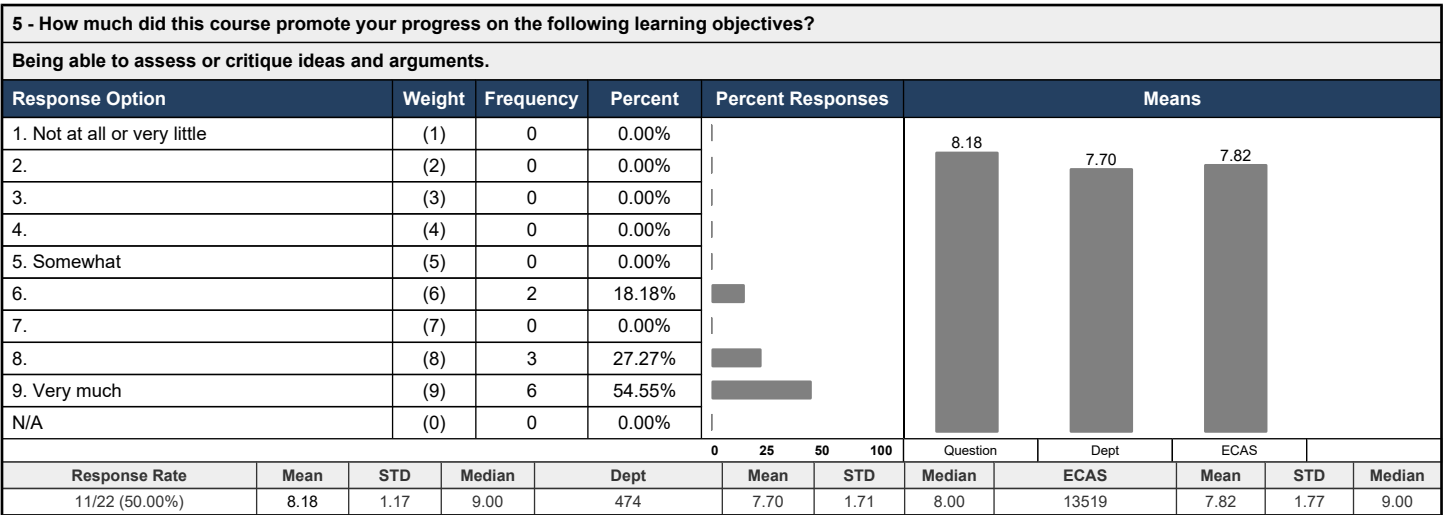
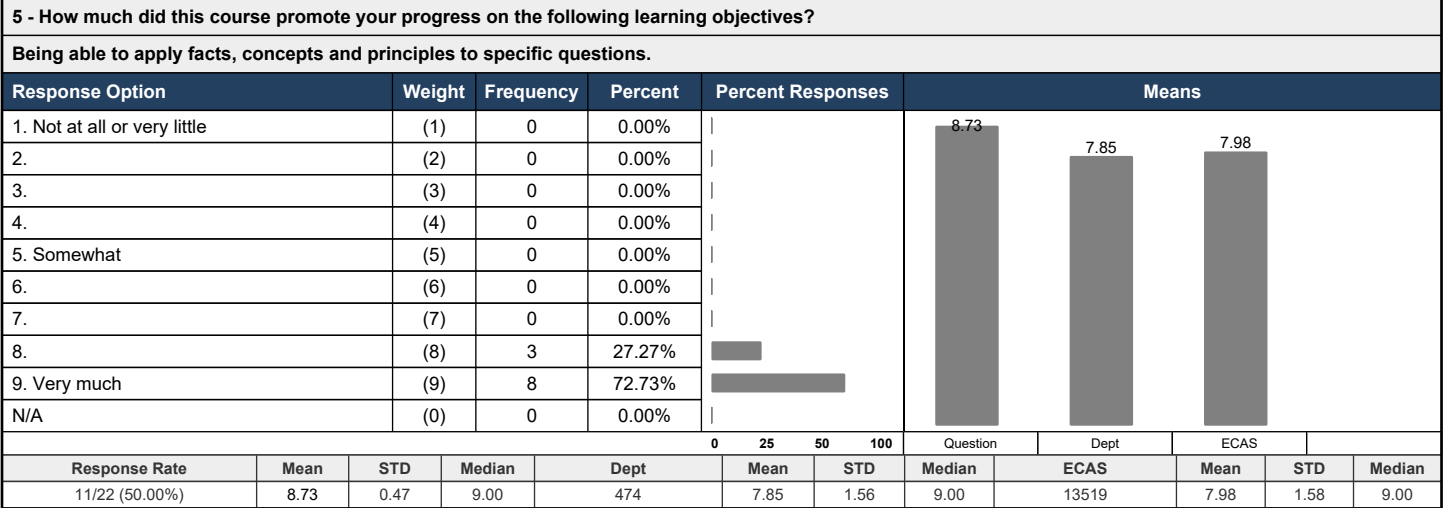
Understanding basic principles and concepts.

Response Option	Weight	Frequency	Percent	Percent Responses	Means							
1. Not at all or very little	(1)	0	0.00%									
2.	(2)	0	0.00%									
3.	(3)	0	0.00%									
4.	(4)	0	0.00%									
5. Somewhat	(5)	0	0.00%									
6.	(6)	0	0.00%									
7.	(7)	0	0.00%									
8.	(8)	3	27.27%									
9. Very much	(9)	8	72.73%									
N/A	(0)	0	0.00%									
					0	25	50	100	Question	Dept	ECAS	
Response Rate	Mean	STD	Median	Dept	Mean	STD	Median	ECAS	Mean	STD	Median	
11/22 (50.00%)	8.73	0.47	9.00	474	8.04	1.39	9.00	13519	8.05	1.51	9.00	

Emory University: Emory College of Arts and Sciences

ECAS Course Evaluations (Sp 2020)

Course: ANT-385-5: Special Topics: Anthropology - Spring 2020
Instructor: AG Tribble *
Response Rate: 11/22 (50.00 %)



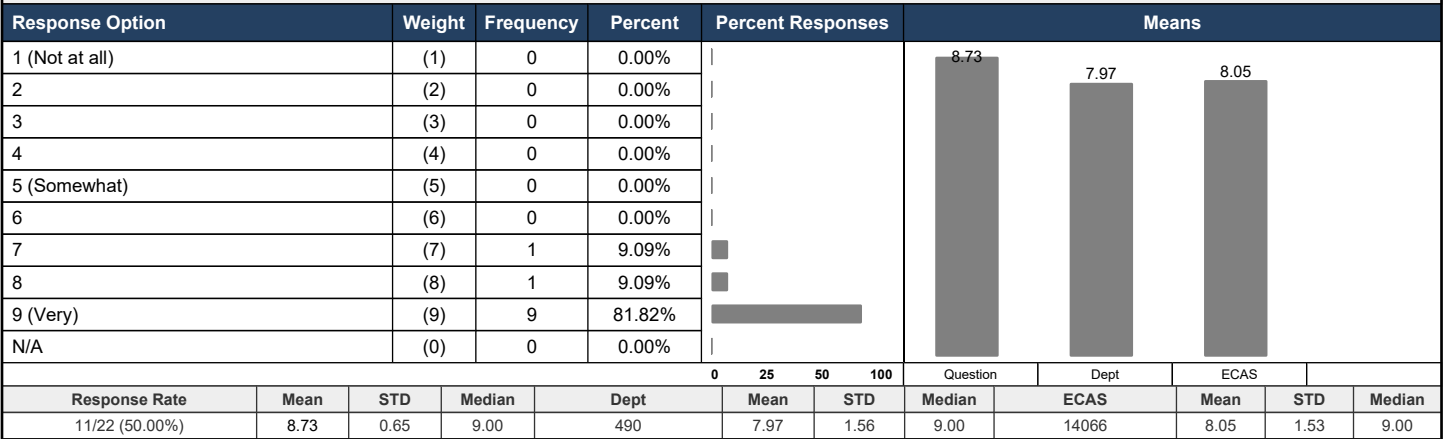
Emory University: Emory College of Arts and Sciences

ECAS Course Evaluations (Sp 2020)

Course: ANT-385-5: Special Topics: Anthropology - Spring 2020
Instructor: AG Tribble *
Response Rate: 11/22 (50.00 %)

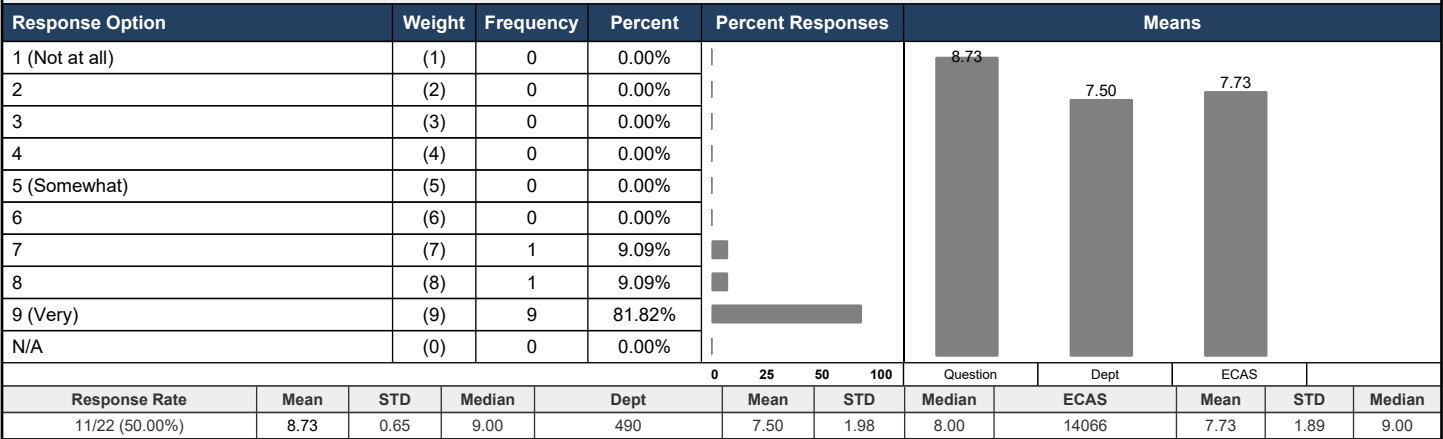
6 - Please answer the following questions, again focusing on the instructor (AG Tribble). -

How well did the exams and/or assignments reflect the course material?



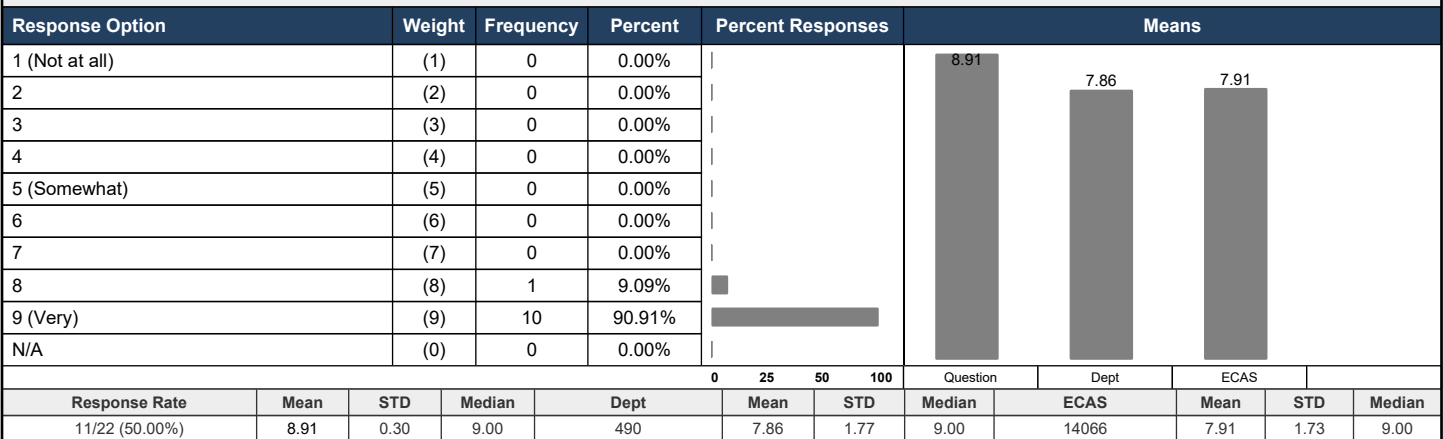
6 - Please answer the following questions, again focusing on the instructor (AG Tribble). -

Was the instructor's feedback on exams, papers, performance useful?



6 - Please answer the following questions, again focusing on the instructor (AG Tribble). -

Were the instructor's grading criteria for the course clear?



Emory University: Emory College of Arts and Sciences

ECAS Course Evaluations (Sp 2020)

Course: ANT-385-5: Special Topics: Anthropology - Spring 2020
Instructor: AG Tribble *
Response Rate: 11/22 (50.00 %)

7 - Optional comments on the course:

Response Rate 2/22 (9.09%)

- very interesting, lots of material was presented on a very complicated subject. It was structured in a way that it was not overwhelming and confusing. The course brought together a wide variety of students.
- This course, by far, has been one of my favorites! I have learned so much about health within conflict zones and health in general, in addition to hard skills such as Excel data manipulation etc.

8 - Optional comments on the instructor (AG Tribble): -

Response Rate 5/22 (22.73%)

- Objectively the best Professor I have ever had. Learned so much and genuinely looked forward to coming to class.
- Professor Tribble is such a wonderful instructor and I really appreciate how she wanted us to not only learn about food insecurity in various contexts, but also to ensure that we had specific skills to take away from the class. By far out of all my time at Emory, she most definitely gave me practice in skillsets that I will help me with future employment (qualitative and quantitative analysis with specific platforms like MaxQDA and Excel), in addition to making the class really engaging and interesting. I absolutely loved this class!
- She was amazing! So organized and put-together always. Although just a graduate student, she brought a lot of knowledge and personal experience to the class. She always presented us with a lot of information yet found a way to keep things engaging. I really loved this class and am sorry I won't be able to take more classes with her in the future.
- Professor Tribble was very engaging, understanding and supportive. She helped me assimilate back into the class after unforeseen circumstances and helped me to accomplish all the learning objectives in a condensed timeline.
- Prof Tribble's enthusiasm for the course inspired me to want to pursue these topics outside of the confines of the classroom.

9 - Which of these best describes your primary physical location during the remote learning portion of this course?

Response Option	Weight	Frequency	Percent	Percent Responses	Means
Atlanta metro area	(1)	3	27.27%		
Other U.S. location	(2)	8	72.73%		
International location	(3)	0	0.00%		
0 25 50 100					
Response Rate					
11/22 (50.00%)					

10 - How effective were each of the following components in helping you achieve the stated learning outcomes? Mark "N/A" for those components not used in this course.

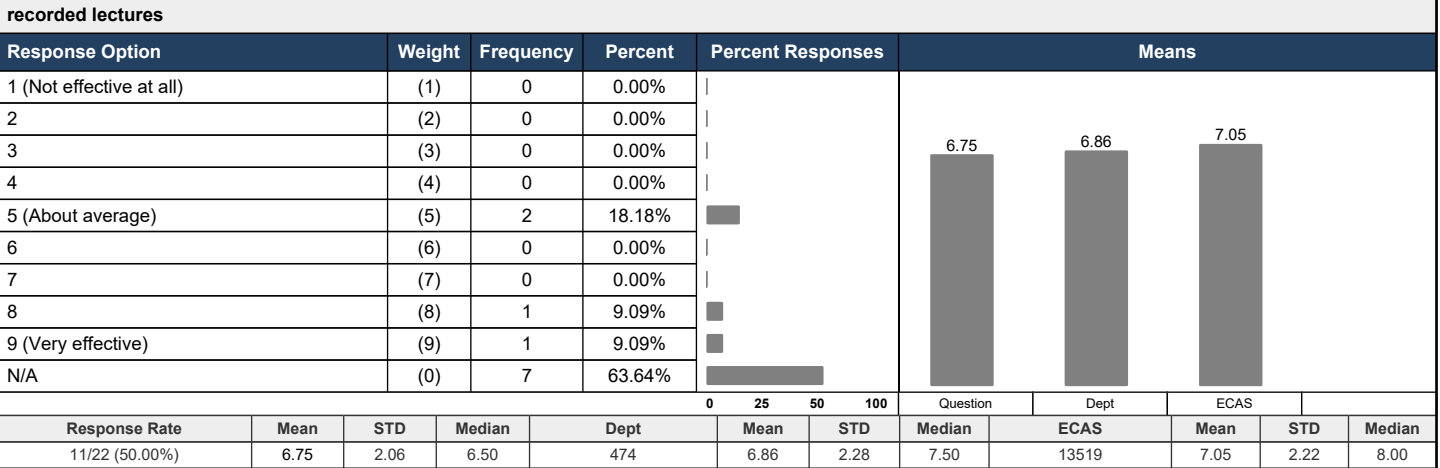
live Zoom sessions

Response Option	Weight	Frequency	Percent	Percent Responses	Means
1 (Not effective at all)	(1)	0	0.00%		
2	(2)	0	0.00%		
3	(3)	1	9.09%		
4	(4)	0	0.00%		
5 (About average)	(5)	1	9.09%		
6	(6)	1	9.09%		
7	(7)	0	0.00%		
8	(8)	2	18.18%		
9 (Very effective)	(9)	6	54.55%		
N/A	(0)	0	0.00%		
0 25 50 100					
Response Rate	Mean	STD	Median	Dept	Mean
11/22 (50.00%)	7.64	2.06	9.00	474	6.61
					STD
					2.23
					Median
					7.00
					ECAS
					13519
					Mean
					6.85
					STD
					2.26
					Median
					7.00

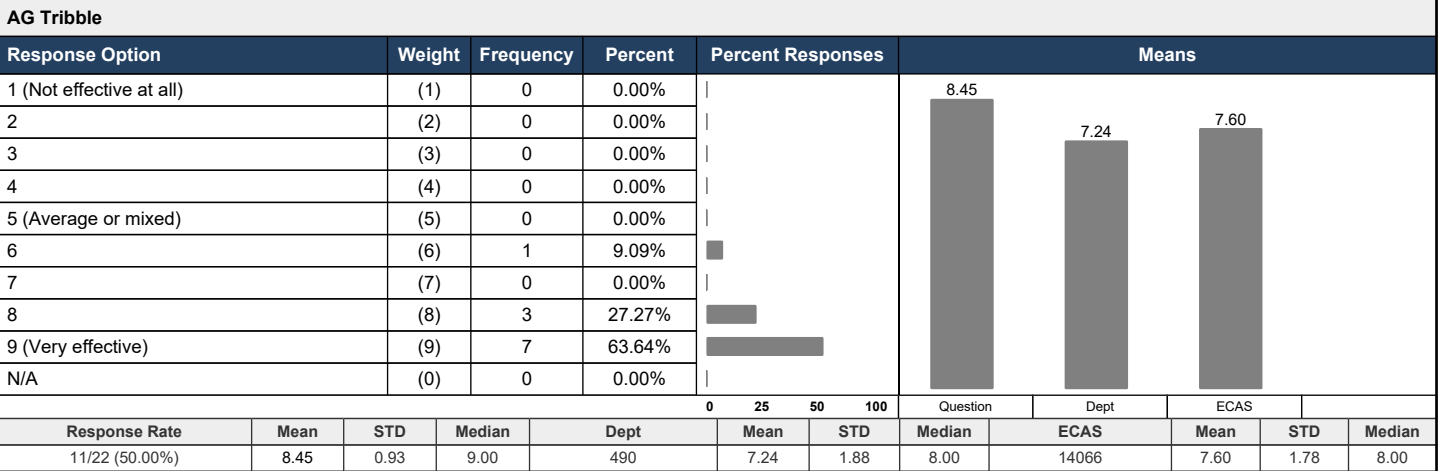
Emory University: Emory College of Arts and Sciences
ECAS Course Evaluations (Sp 2020)

Course: ANT-385-5: Special Topics: Anthropology - Spring 2020
Instructor: AG Tribble *
Response Rate: 11/22 (50.00%)

10 - How effective were each of the following components in helping you achieve the stated learning outcomes? Mark "N/A" for those components not used in this course.



11 - How effective overall was the instructor's use of technology in helping you achieve the stated learning outcomes?

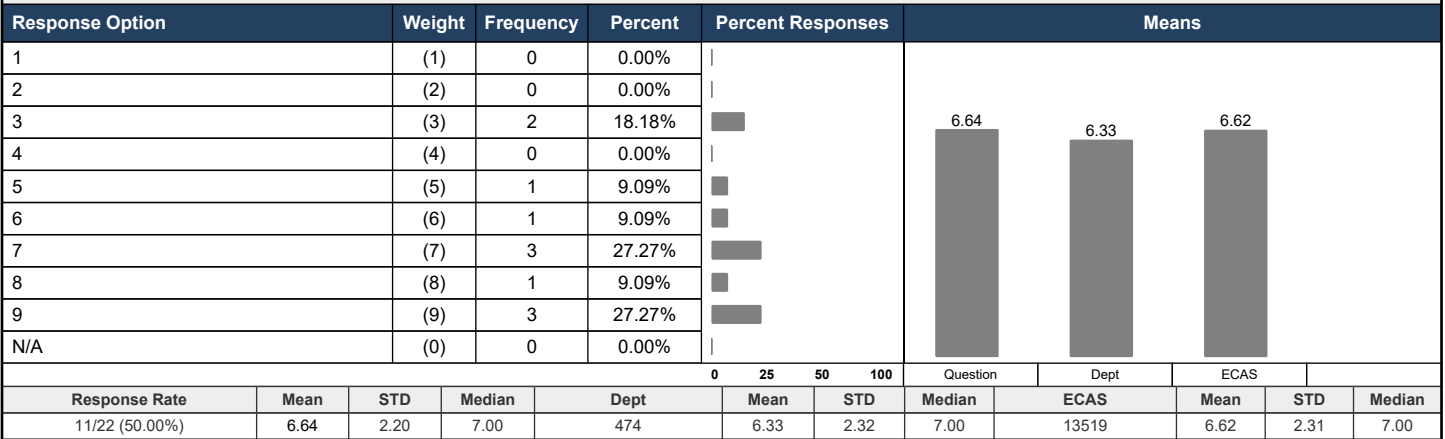


Emory University: Emory College of Arts and Sciences
ECAS Course Evaluations (Sp 2020)

Course: ANT-385-5: Special Topics: Anthropology - Spring 2020
Instructor: AG Tribble *
Response Rate: 11/22 (50.00 %)

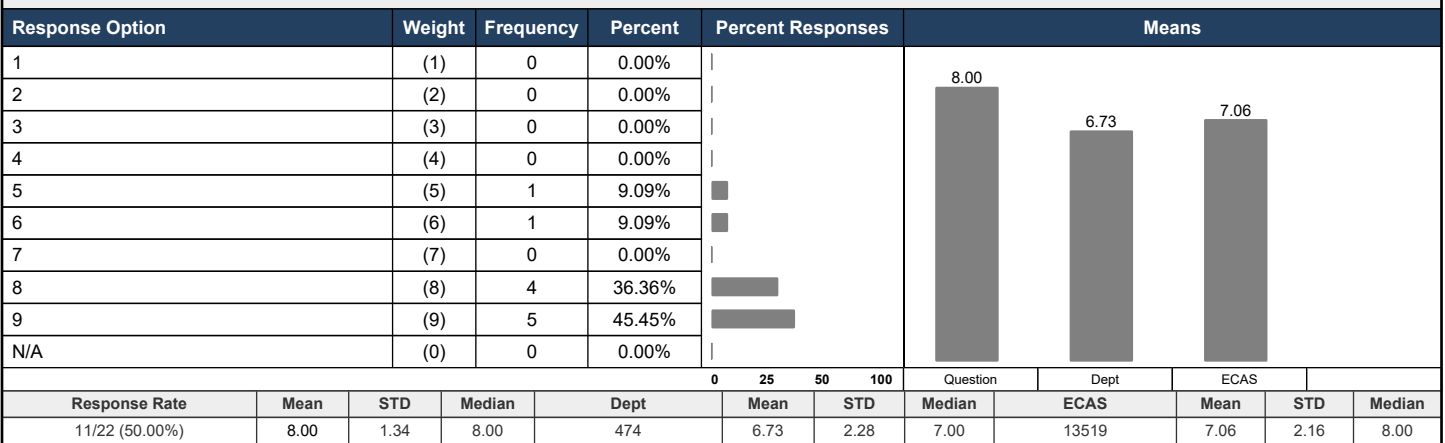
12 - Answer each of the following questions about the remote learning portion of this course, in comparison with the on-campus portion of the course, with '1' representing "Much less effective," "Useless," or "Light workload," while '9' represents "Very effective," "Very Useful," or "Heavy workload."

effectiveness of the remote learning portion of the course in challenging you intellectually



12 - Answer each of the following questions about the remote learning portion of this course, in comparison with the on-campus portion of the course, with '1' representing "Much less effective," "Useless," or "Light workload," while '9' represents "Very effective," "Very Useful," or "Heavy workload."

usefulness of the instructors' feedback



Emory University: Emory College of Arts and Sciences
ECAS Course Evaluations (Sp 2020)

Course: ANT-385-5: Special Topics: Anthropology - Spring 2020
Instructor: AG Tribble *
Response Rate: 11/22 (50.00 %)

12 - Answer each of the following questions about the remote learning portion of this course, in comparison with the on-campus portion of the course, with '1' representing "Much less effective," "Useless," or "Light workload," while '9' represents "Very effective," "Very Useful," or "Heavy workload."

instructors' ability to engage with the students in the remote environment

Response Option	Weight	Frequency	Percent	Percent Responses	Means							
1	(1)	0	0.00%			8.00	6.73	7.00	Question	Dept	ECAS	
2	(2)	0	0.00%									
3	(3)	0	0.00%									
4	(4)	0	0.00%									
5	(5)	1	9.09%									
6	(6)	1	9.09%									
7	(7)	1	9.09%									
8	(8)	2	18.18%									
9	(9)	6	54.55%									
N/A	(0)	0	0.00%									
					0	25	50	100	Question	Dept	ECAS	
Response Rate	Mean	STD	Median	Dept	Mean	STD	Median	ECAS	Mean	STD	Median	
11/22 (50.00%)	8.00	1.41	9.00	474	6.73	2.30	7.00	13519	7.00	2.24	8.00	

12 - Answer each of the following questions about the remote learning portion of this course, in comparison with the on-campus portion of the course, with '1' representing "Much less effective," "Useless," or "Light workload," while '9' represents "Very effective," "Very Useful," or "Heavy workload."

course's success in accomplishing the objectives stated in the course syllabus during remote learning

Response Option	Weight	Frequency	Percent	Percent Responses	Means							
1	(1)	0	0.00%			7.55	7.00	7.16	Question	Dept	ECAS	
2	(2)	0	0.00%									
3	(3)	0	0.00%									
4	(4)	0	0.00%									
5	(5)	3	27.27%									
6	(6)	0	0.00%									
7	(7)	1	9.09%									
8	(8)	2	18.18%									
9	(9)	5	45.45%									
N/A	(0)	0	0.00%									
					0	25	50	100	Question	Dept	ECAS	
Response Rate	Mean	STD	Median	Dept	Mean	STD	Median	ECAS	Mean	STD	Median	
11/22 (50.00%)	7.55	1.75	8.00	474	7.00	2.10	8.00	13519	7.16	2.10	8.00	

Emory University: Emory College of Arts and Sciences

ECAS Course Evaluations (Sp 2020)

Course: ANT-385-5: Special Topics: Anthropology - Spring 2020
Instructor: AG Tribble *
Response Rate: 11/22 (50.00 %)

12 - Answer each of the following questions about the remote learning portion of this course, in comparison with the on-campus portion of the course, with '1' representing "Much less effective," "Useless," or "Light workload," while '9' represents "Very effective," "Very Useful," or "Heavy workload."

course workload during remote learning (1=light, 9=heavy)

Response Option	Weight	Frequency	Percent	Percent Responses	Means									
1	(1)	0	0.00%											
2	(2)	1	9.09%	█										
3	(3)	3	27.27%	███										
4	(4)	0	0.00%											
5	(5)	3	27.27%	███										
6	(6)	1	9.09%	█										
7	(7)	2	18.18%	██										
8	(8)	1	9.09%	█										
9	(9)	0	0.00%											
N/A	(0)	0	0.00%											
					0	25	50	100	Question	Dept	ECAS			
Response Rate	Mean	STD	Median	Dept	Mean	STD	Median	ECAS	Mean	STD	Median			
11/22 (50.00%)	4.91	1.97	5.00	474	5.30	2.12	5.00	13519	5.83	2.10	6.00			

13 - What approach used in this course during the remote learning period was most effective in helping you achieve the stated learning objectives of the course?

Response Rate	6/22 (27.27%)
<ul style="list-style-type: none"> • Break out rooms, guest lectures, small activities • synchronous class meetings • Trying to keep the class as normal as possible. • I love how engaging Anna Grace Tribble is! She always brings energy and love into her lectures and kept students engaged during remote learning. She used breakout rooms really well for class discussion and group project working time. As always, she is conversational and interested in our lives before/after class! • simplifying the expected time commitment of students • Break out rooms and group projects 	

14 - Did you experience any technological difficulties during the course?

Response Option	Weight	Frequency	Percent	Percent Responses	Means							
YES	(1)	2	18.18%	█								
NO	(2)	9	81.82%	██████████								
					0	25	50	100				
Response Rate												
11/22 (50.00%)												

15 - Were these difficulties easily resolved?

Response Option	Weight	Frequency	Percent	Percent Responses	Means							
YES	(1)	2	18.18%	█								
NO	(2)	0	0.00%									
N/A	(0)	9	81.82%	██████████								
					0	25	50	100				
Response Rate												
11/22 (50.00%)												

Emory University: Emory College of Arts and Sciences

ECAS Course Evaluations (Sp 2020)

Course: ANT-385-5: Special Topics: Anthropology - Spring 2020
Instructor: AG Tribble *
Response Rate: 11/22 (50.00 %)

16 - Please tell us a bit about these difficulties (what precisely was unclear, difficult, or impossible; what tools or systems seemed to be involved; how frequently the problem arose or how long it persisted, etc).

Response Rate 5/22 (22.73%)

- Its very easy to become distracted with this particular method of learning but I understand the necessity of it due to the circumstances.
- n/a
- The hardest part about remote learning is being engaged in the class. It is hard to pay attention and stay focused. Moreover, there is a lack of motivation and excitement that occurs with in class learning.
- Just wavering wifi connection, sometimes getting kicked out of zoom for bad connection and missing parts of class. Teachers usually record lectures so it's not a big deal.
- na

17 - Please rate the instructor on each of the following criteria:

KNOWLEDGE OF SUBJECT

Response Option	Weight	Frequency	Percent	Percent Responses	Means						
Excellent	(5)	9	100.00%		5.00	4.84	4.84				
Very Good	(4)	0	0.00%								
Good	(3)	0	0.00%								
Fair	(2)	0	0.00%								
Poor	(1)	0	0.00%								
				0 25 50 100	Question	Dept	ECAS				
Response Rate	Mean	STD	Median	Dept	Mean	STD	Median	ECAS	Mean	STD	Median
9/22 (40.91%)	5.00	0.00	5.00	25	4.84	0.47	5.00	25	4.84	0.47	5.00

17 - Please rate the instructor on each of the following criteria:

CLARITY OF PRESENTATION

Response Option	Weight	Frequency	Percent	Percent Responses	Means						
Excellent	(5)	9	100.00%		5.00	4.32	4.32				
Very Good	(4)	0	0.00%								
Good	(3)	0	0.00%								
Fair	(2)	0	0.00%								
Poor	(1)	0	0.00%								
				0 25 50 100	Question	Dept	ECAS				
Response Rate	Mean	STD	Median	Dept	Mean	STD	Median	ECAS	Mean	STD	Median
9/22 (40.91%)	5.00	0.00	5.00	25	4.32	0.95	5.00	25	4.32	0.95	5.00

17 - Please rate the instructor on each of the following criteria:

ORGANIZATION

Response Option	Weight	Frequency	Percent	Percent Responses	Means						
Excellent	(5)	9	100.00%		5.00	4.44	4.44				
Very Good	(4)	0	0.00%								
Good	(3)	0	0.00%								
Fair	(2)	0	0.00%								
Poor	(1)	0	0.00%								
				0 25 50 100	Question	Dept	ECAS				
Response Rate	Mean	STD	Median	Dept	Mean	STD	Median	ECAS	Mean	STD	Median
9/22 (40.91%)	5.00	0.00	5.00	25	4.44	0.82	5.00	25	4.44	0.82	5.00

Emory University: Emory College of Arts and Sciences

ECAS Course Evaluations (Sp 2020)

Course: ANT-385-5: Special Topics: Anthropology - Spring 2020
Instructor: AG Tribble *
Response Rate: 11/22 (50.00 %)

17 - Please rate the instructor on each of the following criteria:

ABILITY TO ANSWER QUESTIONS

Response Option	Weight	Frequency	Percent	Percent Responses	Means						
Excellent	(5)	8	88.89%			4.78	4.32	4.32			
Very Good	(4)	0	0.00%								
Good	(3)	1	11.11%								
Fair	(2)	0	0.00%								
Poor	(1)	0	0.00%								
0 25 50 100					Question	Dept	ECAS				
Response Rate	Mean	STD	Median	Dept	Mean	STD	Median	ECAS	Mean	STD	Median
9/22 (40.91%)	4.78	0.67	5.00	25	4.32	0.95	5.00	25	4.32	0.95	5.00

17 - Please rate the instructor on each of the following criteria:

FEEDBACK ON WRITTEN MATERIALS

Response Option	Weight	Frequency	Percent	Percent Responses	Means						
Excellent	(5)	6	66.67%			4.67	4.20	4.20			
Very Good	(4)	3	33.33%								
Good	(3)	0	0.00%								
Fair	(2)	0	0.00%								
Poor	(1)	0	0.00%								
0 25 50 100					Question	Dept	ECAS				
Response Rate	Mean	STD	Median	Dept	Mean	STD	Median	ECAS	Mean	STD	Median
9/22 (40.91%)	4.67	0.50	5.00	25	4.20	1.15	5.00	25	4.20	1.15	5.00

17 - Please rate the instructor on each of the following criteria:

FAIRNESS IN GRADING

Response Option	Weight	Frequency	Percent	Percent Responses	Means						
Excellent	(5)	9	100.00%			5.00	4.36	4.36			
Very Good	(4)	0	0.00%								
Good	(3)	0	0.00%								
Fair	(2)	0	0.00%								
Poor	(1)	0	0.00%								
0 25 50 100					Question	Dept	ECAS				
Response Rate	Mean	STD	Median	Dept	Mean	STD	Median	ECAS	Mean	STD	Median
9/22 (40.91%)	5.00	0.00	5.00	25	4.36	1.04	5.00	25	4.36	1.04	5.00

18 - In educational terms, what were the strong points of this course?

Response Rate 6/22 (27.27%)

- Passionate about the topic, which made the course more interesting
- this course gave us skills in technological applications such as Excel and MaxQDA which can be useful in the future for jobs and other research.
- The class was highly organized, structured very well and did a great job of giving a survey of a complicated subject without spending too much time on theory.
- This course opened my eyes to a new region of the world that I have never studied within Anthropology. This course's strength was 100% Anna Grace Tribble, she is an absolute rockstar and by far one of my favorite teachers I've had at Emory so far. She is so genuine and caring, and incredibly passionate about her course material. She finds creative ways to bring in cultural treats for her students and tying that into course material, and little field trips along the way. I loved the qualitative and quantitative projects because they helped me work on my hard skills and gain experience in MaxQDA and Excel, while her course readings and group work helped with soft skills and analytical skills. I feel like I have grown a lot in knowledge for food security, health and how conflict (physical, environmental and structural) influences health and safety. I loved being able to grow on my own interest with marginalized communities without secure food access, and learn the academic terms to talk about it!
- Acquiring present day knowledge on the current food systems and interlining conflict of the Middle East.
- All of the course was very well put together, delivered effectively, and super interesting and engaging.

Emory University: Emory College of Arts and Sciences

ECAS Course Evaluations (Sp 2020)

Course: ANT-385-5: Special Topics: Anthropology - Spring 2020
Instructor: AG Tribble *
Response Rate: 11/22 (50.00 %)

19 - In educational terms, what were the weak points of this course? How could they be improved?

Response Rate 4/22 (18.18%)

- smaller assignments more throughout the semester may have been a bit more effective than large assignments only a few times during the semester; however, this is more personal preference than an actual weak point to the course
- It focused on a lot of different countries and at times it could get confusing on which country(ies) information applied to.
- I think that sometimes, the course was taught with the assumption that people had more of an understanding of the Middle East (I know that it was cross-listed as MESAS), but I think maybe a little more background would have provided me with more useful context for the entire course.
- The only complaint I can think of is that the organization of readings could be more organized. It was hard to figure out the readings from the file because they weren't named by author last names/put into weekly folders, so I had to cross check files with the library reserves list and syllabus.

20 - How would you rate the readings in conveying course material?

Response Option	Weight	Frequency	Percent	Percent Responses	Means						
Excellent	(5)	3	33.33%			4.22	3.72	3.72			
Very Good	(4)	5	55.56%								
Good	(3)	1	11.11%								
Fair	(2)	0	0.00%								
Poor	(1)	0	0.00%								
0 25 50 100					Question	Dept	ECAS				
Response Rate	Mean	STD	Median	Dept	Mean	STD	Median	ECAS	Mean	STD	Median
9/22 (40.91%)	4.22	0.67	4.00	25	3.72	1.10	4.00	25	3.72	1.10	4.00

- I loved the readings from this course because they were informational and taught us about both policy and ethnographic stories of local people's experiences. I do think that a couple were pretty repetitive but I still enjoyed them and your respective lectures.

21 - Please comment on evaluation procedures: tests, papers, feedback, etc.

Response Rate 3/22 (13.64%)

- All were useful and interesting. Though they had challenges to them, they were completable with care, attention to class, and attendance of office hours.
- I liked the assigned assignments. It involved different types of knowledge.
- I really enjoyed the two projects we've had. I thought they were a great balance of work over time, and helped me solidify skills for qualitative and quantitative data analysis. Prof Tribble also gave substantial feedback and was always available for office hour chats.

22 - Overall, how would you evaluate the instructor's teachings in this course?

Response Option	Weight	Frequency	Percent	Percent Responses	Means						
Excellent	(5)	8	88.89%			4.89	4.32	4.32			
Very Good	(4)	1	11.11%								
Good	(3)	0	0.00%								
Fair	(2)	0	0.00%								
Poor	(1)	0	0.00%								
0 25 50 100					Question	Dept	ECAS				
Response Rate	Mean	STD	Median	Dept	Mean	STD	Median	ECAS	Mean	STD	Median
9/22 (40.91%)	4.89	0.33	5.00	25	4.32	0.99	5.00	25	4.32	0.99	5.00

23 - Overall, how would you evaluate the academic quality of this course?

Response Option	Weight	Frequency	Percent	Percent Responses	Means						
Excellent	(5)	5	55.56%			4.56	4.28	4.28			
Very Good	(4)	4	44.44%								
Good	(3)	0	0.00%								
Fair	(2)	0	0.00%								
Poor	(1)	0	0.00%								
0 25 50 100					Question	Dept	ECAS				
Response Rate	Mean	STD	Median	Dept	Mean	STD	Median	ECAS	Mean	STD	Median
9/22 (40.91%)	4.56	0.53	5.00	25	4.28	0.89	5.00	25	4.28	0.89	5.00

Emory University: Emory College of Arts and Sciences
ECAS Course Evaluations (Sp 2020)

Course: ANT-385-5: Special Topics: Anthropology - Spring 2020
Instructor: AG Tribble *
Response Rate: 11/22 (50.00 %)

24 - What else would you like to say or suggest about this course or its instructor?

Response Rate 2/22 (9.09%)

- Again, I absolutely loved being in this course. I adore Professor Tribble and am heartbroken to hear that she will be leaving Emory next year. I have recommended not only this course, but also Prof Tribble to so many Anthro friends because of how much this course has impacted my interest in global policy making and food security. This has definitely been an unforgettable course at Emory!
- Wonderful!!

Mean of Means Calculations	Mean	Dept	ECAS	
Weighted Mean (Course)	8.53	7.87	7.94	
Weighted Mean (Instructor)	8.85	7.94	8.06	
Weighted Mean (Overall)	8.74	7.92	8.02	

Emory University: Emory College of Arts and Sciences

ECAS Course Evaluations (Sp 2020)

Course: ANT-385-5: Special Topics: Anthropology - Spring 2020
Instructor: AG Tribble *
Response Rate: 11/22 (50.00%)

1 - Percentage of classes you did NOT attend (whether on-campus or synchronous/online).					
Response Option	Weight	Frequency	Percent	Percent Responses	Means
0%	(1)	5	45.45%		
1-5%	(2)	3	27.27%		
6-10%	(3)	1	9.09%		
11-15%	(4)	1	9.09%		
16-20%	(5)	0	0.00%		
21-25%	(6)	0	0.00%		
26-30%	(7)	0	0.00%		
31-40%	(8)	1	9.09%		
41-50%	(9)	0	0.00%		
51-60%	(10)	0	0.00%		
61-80%	(11)	0	0.00%		
81-99%	(12)	0	0.00%		
				0 25 50 100	
Response Rate					
11/22 (50.00%)					

2 - You are taking this course (select all that apply):					
Response Option	Weight	Frequency	Percent	Percent Responses	Means
To complete a General Education Requirement	(1)	1	9.09%		
For your major/minor	(2)	8	72.73%		
As a prerequisite for another course	(3)	0	0.00%		
As a pre-professional requirement	(4)	0	0.00%		
Because you are interested in the subject	(5)	7	63.64%		
Response Rate		11/22 (50%)			

3 - Your expected grade:					
Response Option	Weight	Frequency	Percent	Percent Responses	Means
A	(1)	8	72.73%		
A-	(2)	3	27.27%		
B+	(3)	0	0.00%		
B	(4)	0	0.00%		
B-	(5)	0	0.00%		
C+	(6)	0	0.00%		
C	(7)	0	0.00%		
C-	(8)	0	0.00%		
D+	(9)	0	0.00%		
D	(10)	0	0.00%		
S	(11)	0	0.00%		
U	(12)	0	0.00%		
				0 25 50 100	
Response Rate					
11/22 (50.00%)					

Emory University: Emory College of Arts and Sciences

ECAS Course Evaluations (Sp 2020)

Course: ANT-385-5: Special Topics: Anthropology - Spring 2020
Instructor: AG Tribble *
Response Rate: 11/22 (50.00 %)

4 - Please respond to the following questions focused on the instructor, AG Tribble. -

How well organized was the class?

Response Option	Weight	Frequency	Percent	Percent Responses	Means						
1 (Not at all)	(1)	0	0.00%								
2	(2)	0	0.00%								
3	(3)	0	0.00%								
4	(4)	0	0.00%								
5 (Somewhat)	(5)	0	0.00%								
6	(6)	0	0.00%								
7	(7)	0	0.00%								
8	(8)	2	18.18%								
9 (Very)	(9)	9	81.82%								
N/A	(0)	0	0.00%								
Response Rate	Mean	STD	Median	Dept	Mean	STD	Median	ECAS	Mean	STD	Median
11/22 (50.00%)	8.82	0.40	9.00	490	7.66	1.62	8.00	14066	7.92	1.61	9.00

4 - Please respond to the following questions focused on the instructor, AG Tribble. -

Was the instructor enthusiastic about the material?

Response Option	Weight	Frequency	Percent	Percent Responses	Means						
1 (Not at all)	(1)	0	0.00%								
2	(2)	0	0.00%								
3	(3)	0	0.00%								
4	(4)	0	0.00%								
5 (Somewhat)	(5)	0	0.00%								
6	(6)	0	0.00%								
7	(7)	0	0.00%								
8	(8)	0	0.00%								
9 (Very)	(9)	11	100.00%								
N/A	(0)	0	0.00%								
Response Rate	Mean	STD	Median	Dept	Mean	STD	Median	ECAS	Mean	STD	Median
11/22 (50.00%)	9.00	0.00	9.00	490	8.35	1.17	9.00	14066	8.41	1.21	9.00

4 - Please respond to the following questions focused on the instructor, AG Tribble. -

How concerned was the instructor with what students learned from the course?

Response Option	Weight	Frequency	Percent	Percent Responses	Means						
1 (Not at all)	(1)	0	0.00%								
2	(2)	0	0.00%								
3	(3)	0	0.00%								
4	(4)	0	0.00%								
5 (Somewhat)	(5)	0	0.00%								
6	(6)	0	0.00%								
7	(7)	0	0.00%								
8	(8)	1	9.09%								
9 (Very)	(9)	10	90.91%								
N/A	(0)	0	0.00%								
Response Rate	Mean	STD	Median	Dept	Mean	STD	Median	ECAS	Mean	STD	Median
11/22 (50.00%)	8.91	0.30	9.00	490	8.09	1.46	9.00	14066	8.20	1.43	9.00

Emory University: Emory College of Arts and Sciences

ECAS Course Evaluations (Sp 2020)

Course: ANT-385-5: Special Topics: Anthropology - Spring 2020
Instructor: AG Tribble *
Response Rate: 11/22 (50.00 %)

4 - Please respond to the following questions focused on the instructor, AG Tribble. -

How clearly did the instructor explain specific concepts relevant to the course?

Response Option	Weight	Frequency	Percent	Percent Responses	Means							
1 (Not at all)	(1)	0	0.00%									
2	(2)	0	0.00%									
3	(3)	0	0.00%									
4	(4)	0	0.00%									
5 (Somewhat)	(5)	0	0.00%									
6	(6)	0	0.00%									
7	(7)	1	9.09%									
8	(8)	2	18.18%									
9 (Very)	(9)	8	72.73%									
N/A	(0)	0	0.00%									
					0	25	50	100	Question	Dept	ECAS	
Response Rate	Mean	STD	Median	Dept	Mean	STD	Median	ECAS	Mean	STD	Median	
11/22 (50.00%)	8.64	0.67	9.00	490	7.79	1.59	8.00	14066	7.94	1.63	9.00	

4 - Please respond to the following questions focused on the instructor, AG Tribble. -

How clearly did the instructor communicate the objectives and requirements for the course?

Response Option	Weight	Frequency	Percent	Percent Responses	Means							
1 (Not at all)	(1)	0	0.00%									
2	(2)	0	0.00%									
3	(3)	0	0.00%									
4	(4)	0	0.00%									
5 (Somewhat)	(5)	0	0.00%									
6	(6)	0	0.00%									
7	(7)	0	0.00%									
8	(8)	2	18.18%									
9 (Very)	(9)	9	81.82%									
N/A	(0)	0	0.00%									
					0	25	50	100	Question	Dept	ECAS	
Response Rate	Mean	STD	Median	Dept	Mean	STD	Median	ECAS	Mean	STD	Median	
11/22 (50.00%)	8.82	0.40	9.00	490	7.93	1.53	9.00	14066	8.05	1.57	9.00	

4 - Please respond to the following questions focused on the instructor, AG Tribble. -

How well did the instructor respond to students' questions?

Response Option	Weight	Frequency	Percent	Percent Responses	Means							
1 (Not at all)	(1)	0	0.00%									
2	(2)	0	0.00%									
3	(3)	0	0.00%									
4	(4)	0	0.00%									
5 (Somewhat)	(5)	0	0.00%									
6	(6)	0	0.00%									
7	(7)	0	0.00%									
8	(8)	0	0.00%									
9 (Very)	(9)	11	100.00%									
N/A	(0)	0	0.00%									
					0	25	50	100	Question	Dept	ECAS	
Response Rate	Mean	STD	Median	Dept	Mean	STD	Median	ECAS	Mean	STD	Median	
11/22 (50.00%)	9.00	0.00	9.00	490	8.13	1.38	9.00	14066	8.17	1.51	9.00	

Emory University: Emory College of Arts and Sciences

ECAS Course Evaluations (Sp 2020)

Course: ANT-385-5: Special Topics: Anthropology - Spring 2020
Instructor: AG Tribble *
Response Rate: 11/22 (50.00 %)

4 - Please respond to the following questions focused on the instructor, AG Tribble. -

How accessible was the instructor for individual discussion about the course?

Response Option	Weight	Frequency	Percent	Percent Responses	Means						
1 (Not at all)	(1)	0	0.00%								
2	(2)	0	0.00%								
3	(3)	0	0.00%								
4	(4)	0	0.00%								
5 (Somewhat)	(5)	0	0.00%								
6	(6)	0	0.00%								
7	(7)	0	0.00%								
8	(8)	1	9.09%								
9 (Very)	(9)	10	90.91%								
N/A	(0)	0	0.00%								
Response Rate	Mean	STD	Median	Dept	Mean	STD	Median	ECAS	Mean	STD	Median
11/22 (50.00%)	8.91	0.30	9.00	490	8.12	1.40	9.00	14066	8.20	1.49	9.00

5 - How much did this course promote your progress on the following learning objectives?

Acquiring factual knowledge.

Response Option	Weight	Frequency	Percent	Percent Responses	Means						
1. Not at all or very little	(1)	0	0.00%								
2.	(2)	0	0.00%								
3.	(3)	0	0.00%								
4.	(4)	0	0.00%								
5. Somewhat	(5)	0	0.00%								
6.	(6)	0	0.00%								
7.	(7)	3	27.27%								
8.	(8)	0	0.00%								
9. Very much	(9)	8	72.73%								
N/A	(0)	0	0.00%								
Response Rate	Mean	STD	Median	Dept	Mean	STD	Median	ECAS	Mean	STD	Median
11/22 (50.00%)	8.45	0.93	9.00	474	7.97	1.52	9.00	13519	7.92	1.62	9.00

5 - How much did this course promote your progress on the following learning objectives?

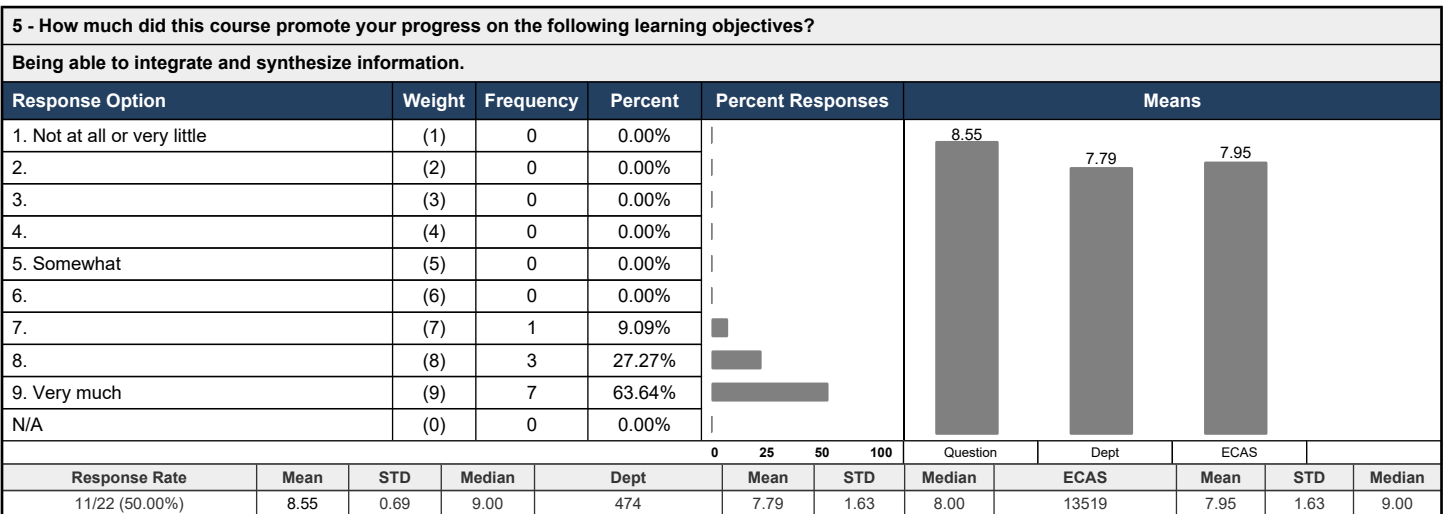
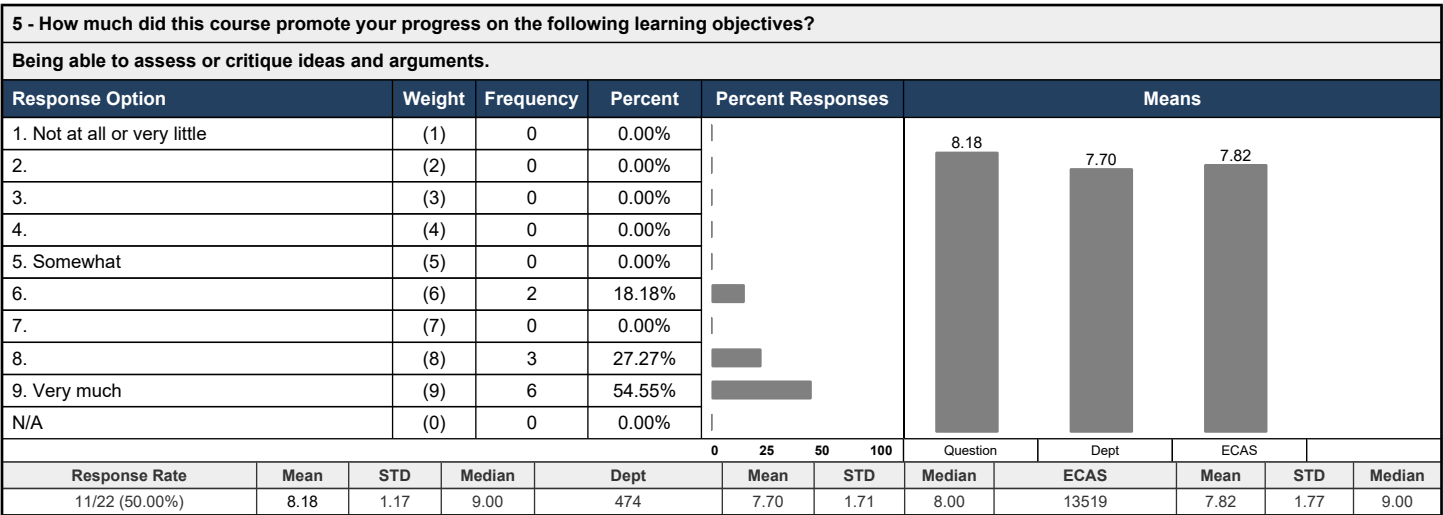
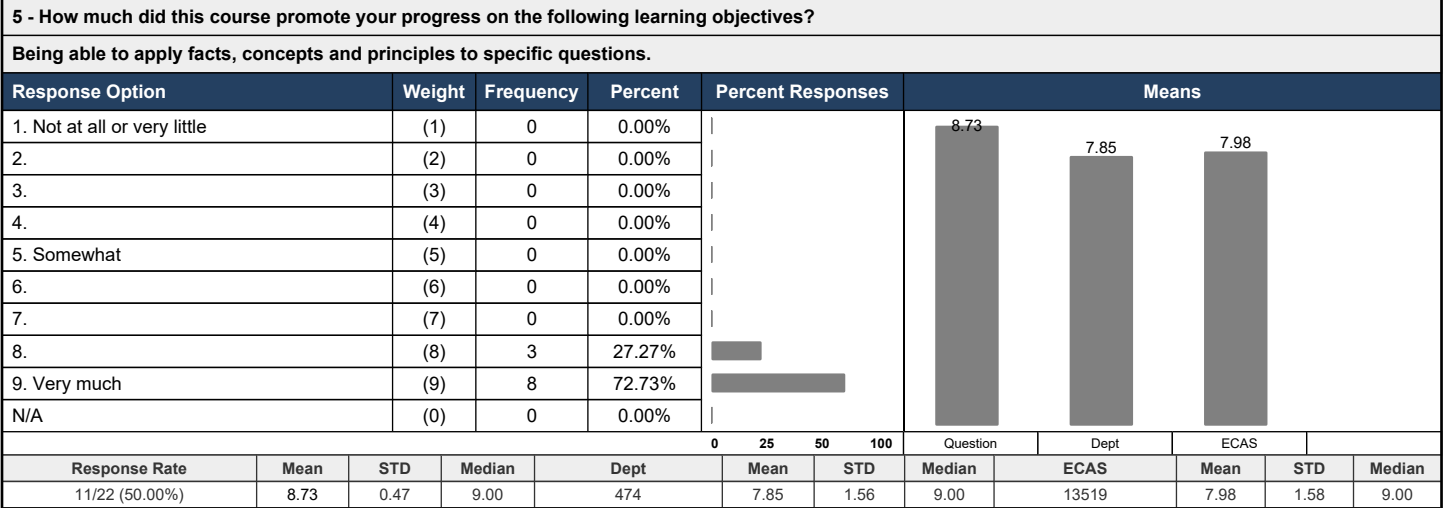
Understanding basic principles and concepts.

Response Option	Weight	Frequency	Percent	Percent Responses	Means						
1. Not at all or very little	(1)	0	0.00%								
2.	(2)	0	0.00%								
3.	(3)	0	0.00%								
4.	(4)	0	0.00%								
5. Somewhat	(5)	0	0.00%								
6.	(6)	0	0.00%								
7.	(7)	0	0.00%								
8.	(8)	3	27.27%								
9. Very much	(9)	8	72.73%								
N/A	(0)	0	0.00%								
Response Rate	Mean	STD	Median	Dept	Mean	STD	Median	ECAS	Mean	STD	Median
11/22 (50.00%)	8.73	0.47	9.00	474	8.04	1.39	9.00	13519	8.05	1.51	9.00

Emory University: Emory College of Arts and Sciences

ECAS Course Evaluations (Sp 2020)

Course: ANT-385-5: Special Topics: Anthropology - Spring 2020
Instructor: AG Tribble *
Response Rate: 11/22 (50.00 %)



Emory University: Emory College of Arts and Sciences

ECAS Course Evaluations (Sp 2020)

Course: ANT-385-5: Special Topics: Anthropology - Spring 2020
Instructor: AG Tribble *
Response Rate: 11/22 (50.00 %)

6 - Please answer the following questions, again focusing on the instructor (AG Tribble). -

How well did the exams and/or assignments reflect the course material?

Response Option	Weight	Frequency	Percent	Percent Responses	Means							
1 (Not at all)	(1)	0	0.00%		8.73	7.97	8.05					
2	(2)	0	0.00%									
3	(3)	0	0.00%									
4	(4)	0	0.00%									
5 (Somewhat)	(5)	0	0.00%									
6	(6)	0	0.00%									
7	(7)	1	9.09%									
8	(8)	1	9.09%									
9 (Very)	(9)	9	81.82%									
N/A	(0)	0	0.00%									
					0	25	50	100	Question	Dept	ECAS	
Response Rate	Mean	STD	Median	Dept	Mean	STD	Median	ECAS	Mean	STD	Median	
11/22 (50.00%)	8.73	0.65	9.00	490	7.97	1.56	9.00	14066	8.05	1.53	9.00	

6 - Please answer the following questions, again focusing on the instructor (AG Tribble). -

Was the instructor's feedback on exams, papers, performance useful?

Response Option	Weight	Frequency	Percent	Percent Responses	Means							
1 (Not at all)	(1)	0	0.00%		8.73	7.50	7.73					
2	(2)	0	0.00%									
3	(3)	0	0.00%									
4	(4)	0	0.00%									
5 (Somewhat)	(5)	0	0.00%									
6	(6)	0	0.00%									
7	(7)	1	9.09%									
8	(8)	1	9.09%									
9 (Very)	(9)	9	81.82%									
N/A	(0)	0	0.00%									
					0	25	50	100	Question	Dept	ECAS	
Response Rate	Mean	STD	Median	Dept	Mean	STD	Median	ECAS	Mean	STD	Median	
11/22 (50.00%)	8.73	0.65	9.00	490	7.50	1.98	8.00	14066	7.73	1.89	9.00	

6 - Please answer the following questions, again focusing on the instructor (AG Tribble). -

Were the instructor's grading criteria for the course clear?

Response Option	Weight	Frequency	Percent	Percent Responses	Means							
1 (Not at all)	(1)	0	0.00%		8.91	7.86	7.91					
2	(2)	0	0.00%									
3	(3)	0	0.00%									
4	(4)	0	0.00%									
5 (Somewhat)	(5)	0	0.00%									
6	(6)	0	0.00%									
7	(7)	0	0.00%									
8	(8)	1	9.09%									
9 (Very)	(9)	10	90.91%									
N/A	(0)	0	0.00%									
					0	25	50	100	Question	Dept	ECAS	
Response Rate	Mean	STD	Median	Dept	Mean	STD	Median	ECAS	Mean	STD	Median	
11/22 (50.00%)	8.91	0.30	9.00	490	7.86	1.77	9.00	14066	7.91	1.73	9.00	

Emory University: Emory College of Arts and Sciences

ECAS Course Evaluations (Sp 2020)

Course: ANT-385-5: Special Topics: Anthropology - Spring 2020
Instructor: AG Tribble *
Response Rate: 11/22 (50.00 %)

7 - Optional comments on the course:

Response Rate 2/22 (9.09%)

- very interesting, lots of material was presented on a very complicated subject. It was structured in a way that it was not overwhelming and confusing. The course brought together a wide variety of students.
- This course, by far, has been one of my favorites! I have learned so much about health within conflict zones and health in general, in addition to hard skills such as Excel data manipulation etc.

8 - Optional comments on the instructor (AG Tribble): -

Response Rate 5/22 (22.73%)

- Objectively the best Professor I have ever had. Learned so much and genuinely looked forward to coming to class.
- Professor Tribble is such a wonderful instructor and I really appreciate how she wanted us to not only learn about food insecurity in various contexts, but also to ensure that we had specific skills to take away from the class. By far out of all my time at Emory, she most definitely gave me practice in skillsets that I will help me with future employment (qualitative and quantitative analysis with specific platforms like MaxQDA and Excel), in addition to making the class really engaging and interesting. I absolutely loved this class!
- She was amazing! So organized and put-together always. Although just a graduate student, she brought a lot of knowledge and personal experience to the class. She always presented us with a lot of information yet found a way to keep things engaging. I really loved this class and am sorry I won't be able to take more classes with her in the future.
- Professor Tribble was very engaging, understanding and supportive. She helped me assimilate back into the class after unforeseen circumstances and helped me to accomplish all the learning objectives in a condensed timeline.
- Prof Tribble's enthusiasm for the course inspired me to want to pursue these topics outside of the confines of the classroom.

9 - Which of these best describes your primary physical location during the remote learning portion of this course?

Response Option	Weight	Frequency	Percent	Percent Responses	Means
Atlanta metro area	(1)	3	27.27%		
Other U.S. location	(2)	8	72.73%		
International location	(3)	0	0.00%		
0 25 50 100					
Response Rate					
11/22 (50.00%)					

10 - How effective were each of the following components in helping you achieve the stated learning outcomes? Mark "N/A" for those components not used in this course.

live Zoom sessions

Response Option	Weight	Frequency	Percent	Percent Responses	Means
1 (Not effective at all)	(1)	0	0.00%		
2	(2)	0	0.00%		
3	(3)	1	9.09%		
4	(4)	0	0.00%		
5 (About average)	(5)	1	9.09%		
6	(6)	1	9.09%		
7	(7)	0	0.00%		
8	(8)	2	18.18%		
9 (Very effective)	(9)	6	54.55%		
N/A	(0)	0	0.00%		
0 25 50 100					Question
					Dept
					ECAS
Response Rate	Mean	STD	Median	Dept	Mean
11/22 (50.00%)	7.64	2.06	9.00	474	6.61
					STD
					2.23
					Median
					7.00
					ECAS
					13519
					Mean
					6.85
					STD
					2.26
					Median
					7.00

Emory University: Emory College of Arts and Sciences
ECAS Course Evaluations (Sp 2020)

Course: ANT-385-5: Special Topics: Anthropology - Spring 2020
Instructor: AG Tribble *
Response Rate: 11/22 (50.00%)

10 - How effective were each of the following components in helping you achieve the stated learning outcomes? Mark "N/A" for those components not used in this course.

recorded lectures												
Response Option	Weight	Frequency	Percent	Percent Responses	Means							
1 (Not effective at all)	(1)	0	0.00%		6.75	6.86	7.05	Question	Dept	ECAS		
2	(2)	0	0.00%									
3	(3)	0	0.00%									
4	(4)	0	0.00%									
5 (About average)	(5)	2	18.18%									
6	(6)	0	0.00%									
7	(7)	0	0.00%									
8	(8)	1	9.09%									
9 (Very effective)	(9)	1	9.09%									
N/A	(0)	7	63.64%									
Response Rate	Mean	STD	Median	Dept	Mean	STD	Median	ECAS	Mean	STD	Median	
11/22 (50.00%)	6.75	2.06	6.50	474	6.86	2.28	7.50	13519	7.05	2.22	8.00	

11 - How effective overall was the instructor's use of technology in helping you achieve the stated learning outcomes?

AG Tribble												
Response Option	Weight	Frequency	Percent	Percent Responses	Means							
1 (Not effective at all)	(1)	0	0.00%		8.45	7.24	7.60	Question	Dept	ECAS		
2	(2)	0	0.00%									
3	(3)	0	0.00%									
4	(4)	0	0.00%									
5 (Average or mixed)	(5)	0	0.00%									
6	(6)	1	9.09%									
7	(7)	0	0.00%									
8	(8)	3	27.27%									
9 (Very effective)	(9)	7	63.64%									
N/A	(0)	0	0.00%									
Response Rate	Mean	STD	Median	Dept	Mean	STD	Median	ECAS	Mean	STD	Median	
11/22 (50.00%)	8.45	0.93	9.00	490	7.24	1.88	8.00	14066	7.60	1.78	8.00	

Emory University: Emory College of Arts and Sciences
ECAS Course Evaluations (Sp 2020)

Course: ANT-385-5: Special Topics: Anthropology - Spring 2020
Instructor: AG Tribble *
Response Rate: 11/22 (50.00 %)

12 - Answer each of the following questions about the remote learning portion of this course, in comparison with the on-campus portion of the course, with '1' representing "Much less effective," "Useless," or "Light workload," while '9' represents "Very effective," "Very Useful," or "Heavy workload."

effectiveness of the remote learning portion of the course in challenging you intellectually

Response Option	Weight	Frequency	Percent	Percent Responses	Means							
1	(1)	0	0.00%				6.64	6.33	6.62	Question	Dept	ECAS
2	(2)	0	0.00%									
3	(3)	2	18.18%	■								
4	(4)	0	0.00%									
5	(5)	1	9.09%	■								
6	(6)	1	9.09%	■								
7	(7)	3	27.27%	■								
8	(8)	1	9.09%	■								
9	(9)	3	27.27%	■								
N/A	(0)	0	0.00%									
					0	25	50	100				
Response Rate	Mean	STD	Median	Dept	Mean	STD	Median	ECAS	Mean	STD	Median	
11/22 (50.00%)	6.64	2.20	7.00	474	6.33	2.32	7.00	13519	6.62	2.31	7.00	

12 - Answer each of the following questions about the remote learning portion of this course, in comparison with the on-campus portion of the course, with '1' representing "Much less effective," "Useless," or "Light workload," while '9' represents "Very effective," "Very Useful," or "Heavy workload."

usefulness of the instructors' feedback

Response Option	Weight	Frequency	Percent	Percent Responses	Means							
1	(1)	0	0.00%				8.00	6.73	7.06	Question	Dept	ECAS
2	(2)	0	0.00%									
3	(3)	0	0.00%									
4	(4)	0	0.00%									
5	(5)	1	9.09%	■								
6	(6)	1	9.09%	■								
7	(7)	0	0.00%									
8	(8)	4	36.36%	■								
9	(9)	5	45.45%	■								
N/A	(0)	0	0.00%									
					0	25	50	100				
Response Rate	Mean	STD	Median	Dept	Mean	STD	Median	ECAS	Mean	STD	Median	
11/22 (50.00%)	8.00	1.34	8.00	474	6.73	2.28	7.00	13519	7.06	2.16	8.00	

Emory University: Emory College of Arts and Sciences
ECAS Course Evaluations (Sp 2020)

Course: ANT-385-5: Special Topics: Anthropology - Spring 2020
Instructor: AG Tribble *
Response Rate: 11/22 (50.00 %)

12 - Answer each of the following questions about the remote learning portion of this course, in comparison with the on-campus portion of the course, with '1' representing "Much less effective," "Useless," or "Light workload," while '9' represents "Very effective," "Very Useful," or "Heavy workload."

instructors' ability to engage with the students in the remote environment

Response Option	Weight	Frequency	Percent	Percent Responses	Means							
1	(1)	0	0.00%			8.00	6.73	7.00	Question	Dept	ECAS	
2	(2)	0	0.00%									
3	(3)	0	0.00%									
4	(4)	0	0.00%									
5	(5)	1	9.09%									
6	(6)	1	9.09%									
7	(7)	1	9.09%									
8	(8)	2	18.18%									
9	(9)	6	54.55%									
N/A	(0)	0	0.00%									
					0	25	50	100	Question	Dept	ECAS	
Response Rate	Mean	STD	Median	Dept	Mean	STD	Median	ECAS	Mean	STD	Median	
11/22 (50.00%)	8.00	1.41	9.00	474	6.73	2.30	7.00	13519	7.00	2.24	8.00	

12 - Answer each of the following questions about the remote learning portion of this course, in comparison with the on-campus portion of the course, with '1' representing "Much less effective," "Useless," or "Light workload," while '9' represents "Very effective," "Very Useful," or "Heavy workload."

course's success in accomplishing the objectives stated in the course syllabus during remote learning

Response Option	Weight	Frequency	Percent	Percent Responses	Means							
1	(1)	0	0.00%			7.55	7.00	7.16	Question	Dept	ECAS	
2	(2)	0	0.00%									
3	(3)	0	0.00%									
4	(4)	0	0.00%									
5	(5)	3	27.27%									
6	(6)	0	0.00%									
7	(7)	1	9.09%									
8	(8)	2	18.18%									
9	(9)	5	45.45%									
N/A	(0)	0	0.00%									
					0	25	50	100	Question	Dept	ECAS	
Response Rate	Mean	STD	Median	Dept	Mean	STD	Median	ECAS	Mean	STD	Median	
11/22 (50.00%)	7.55	1.75	8.00	474	7.00	2.10	8.00	13519	7.16	2.10	8.00	

Emory University: Emory College of Arts and Sciences

ECAS Course Evaluations (Sp 2020)

Course: ANT-385-5: Special Topics: Anthropology - Spring 2020
Instructor: AG Tribble *
Response Rate: 11/22 (50.00%)

12 - Answer each of the following questions about the remote learning portion of this course, in comparison with the on-campus portion of the course, with '1' representing "Much less effective," "Useless," or "Light workload," while '9' represents "Very effective," "Very Useful," or "Heavy workload."

course workload during remote learning (1=light, 9=heavy)

Response Option	Weight	Frequency	Percent	Percent Responses	Means								
1	(1)	0	0.00%										
2	(2)	1	9.09%	█									
3	(3)	3	27.27%	███									
4	(4)	0	0.00%										
5	(5)	3	27.27%	███									
6	(6)	1	9.09%	█									
7	(7)	2	18.18%	██									
8	(8)	1	9.09%	█									
9	(9)	0	0.00%										
N/A	(0)	0	0.00%										
					0	25	50	100	Question	Dept	ECAS		
Response Rate	Mean	STD	Median	Dept	Mean	STD	Median	ECAS	Mean	STD	Median		
11/22 (50.00%)	4.91	1.97	5.00	474	5.30	2.12	5.00	13519	5.83	2.10	6.00		

13 - What approach used in this course during the remote learning period was most effective in helping you achieve the stated learning objectives of the course?

Response Rate 6/22 (27.27%)

- Break out rooms, guest lectures, small activities
- synchronous class meetings
- Trying to keep the class as normal as possible.
- I love how engaging Anna Grace Tribble is! She always brings energy and love into her lectures and kept students engaged during remote learning. She used breakout rooms really well for class discussion and group project working time. As always, she is conversational and interested in our lives before/after class!
- simplifying the expected time commitment of students
- Break out rooms and group projects

14 - Did you experience any technological difficulties during the course?

Response Option	Weight	Frequency	Percent	Percent Responses	Means							
YES	(1)	2	18.18%	█								
NO	(2)	9	81.82%	██████████								
					0	25	50	100				
Response Rate												
11/22 (50.00%)												

15 - Were these difficulties easily resolved?

Response Option	Weight	Frequency	Percent	Percent Responses	Means							
YES	(1)	2	18.18%	█								
NO	(2)	0	0.00%									
N/A	(0)	9	81.82%	██████████								
					0	25	50	100				
Response Rate												
11/22 (50.00%)												

Emory University: Emory College of Arts and Sciences

ECAS Course Evaluations (Sp 2020)

Course: ANT-385-5: Special Topics: Anthropology - Spring 2020
Instructor: AG Tribble *
Response Rate: 11/22 (50.00 %)

16 - Please tell us a bit about these difficulties (what precisely was unclear, difficult, or impossible; what tools or systems seemed to be involved; how frequently the problem arose or how long it persisted, etc).

Response Rate 5/22 (22.73%)

- Its very easy to become distracted with this particular method of learning but I understand the necessity of it due to the circumstances.
- n/a
- The hardest part about remote learning is being engaged in the class. It is hard to pay attention and stay focused. Moreover, there is a lack of motivation and excitement that occurs with in class learning.
- Just wavering wifi connection, sometimes getting kicked out of zoom for bad connection and missing parts of class. Teachers usually record lectures so it's not a big deal.
- na

17 - Please rate the instructor on each of the following criteria:

KNOWLEDGE OF SUBJECT

Response Option	Weight	Frequency	Percent	Percent Responses	Means						
Excellent	(5)	9	100.00%		5.00	4.84	4.84				
Very Good	(4)	0	0.00%								
Good	(3)	0	0.00%								
Fair	(2)	0	0.00%								
Poor	(1)	0	0.00%								
				0 25 50 100	Question	Dept	ECAS				
Response Rate	Mean	STD	Median	Dept	Mean	STD	Median	ECAS	Mean	STD	Median
9/22 (40.91%)	5.00	0.00	5.00	25	4.84	0.47	5.00	25	4.84	0.47	5.00

17 - Please rate the instructor on each of the following criteria:

CLARITY OF PRESENTATION

Response Option	Weight	Frequency	Percent	Percent Responses	Means						
Excellent	(5)	9	100.00%		5.00	4.32	4.32				
Very Good	(4)	0	0.00%								
Good	(3)	0	0.00%								
Fair	(2)	0	0.00%								
Poor	(1)	0	0.00%								
				0 25 50 100	Question	Dept	ECAS				
Response Rate	Mean	STD	Median	Dept	Mean	STD	Median	ECAS	Mean	STD	Median
9/22 (40.91%)	5.00	0.00	5.00	25	4.32	0.95	5.00	25	4.32	0.95	5.00

17 - Please rate the instructor on each of the following criteria:

ORGANIZATION

Response Option	Weight	Frequency	Percent	Percent Responses	Means						
Excellent	(5)	9	100.00%		5.00	4.44	4.44				
Very Good	(4)	0	0.00%								
Good	(3)	0	0.00%								
Fair	(2)	0	0.00%								
Poor	(1)	0	0.00%								
				0 25 50 100	Question	Dept	ECAS				
Response Rate	Mean	STD	Median	Dept	Mean	STD	Median	ECAS	Mean	STD	Median
9/22 (40.91%)	5.00	0.00	5.00	25	4.44	0.82	5.00	25	4.44	0.82	5.00

Emory University: Emory College of Arts and Sciences

ECAS Course Evaluations (Sp 2020)

Course: ANT-385-5: Special Topics: Anthropology - Spring 2020
Instructor: AG Tribble *
Response Rate: 11/22 (50.00 %)

17 - Please rate the instructor on each of the following criteria:

ABILITY TO ANSWER QUESTIONS

Response Option	Weight	Frequency	Percent	Percent Responses	Means						
Excellent	(5)	8	88.89%			4.78	4.32	4.32			
Very Good	(4)	0	0.00%								
Good	(3)	1	11.11%								
Fair	(2)	0	0.00%								
Poor	(1)	0	0.00%								
0 25 50 100					Question	Dept	ECAS				
Response Rate	Mean	STD	Median	Dept	Mean	STD	Median	ECAS	Mean	STD	Median
9/22 (40.91%)	4.78	0.67	5.00	25	4.32	0.95	5.00	25	4.32	0.95	5.00

17 - Please rate the instructor on each of the following criteria:

FEEDBACK ON WRITTEN MATERIALS

Response Option	Weight	Frequency	Percent	Percent Responses	Means						
Excellent	(5)	6	66.67%			4.67	4.20	4.20			
Very Good	(4)	3	33.33%								
Good	(3)	0	0.00%								
Fair	(2)	0	0.00%								
Poor	(1)	0	0.00%								
0 25 50 100					Question	Dept	ECAS				
Response Rate	Mean	STD	Median	Dept	Mean	STD	Median	ECAS	Mean	STD	Median
9/22 (40.91%)	4.67	0.50	5.00	25	4.20	1.15	5.00	25	4.20	1.15	5.00

17 - Please rate the instructor on each of the following criteria:

FAIRNESS IN GRADING

Response Option	Weight	Frequency	Percent	Percent Responses	Means						
Excellent	(5)	9	100.00%			5.00	4.36	4.36			
Very Good	(4)	0	0.00%								
Good	(3)	0	0.00%								
Fair	(2)	0	0.00%								
Poor	(1)	0	0.00%								
0 25 50 100					Question	Dept	ECAS				
Response Rate	Mean	STD	Median	Dept	Mean	STD	Median	ECAS	Mean	STD	Median
9/22 (40.91%)	5.00	0.00	5.00	25	4.36	1.04	5.00	25	4.36	1.04	5.00

18 - In educational terms, what were the strong points of this course?

Response Rate 6/22 (27.27%)

- Passionate about the topic, which made the course more interesting
- this course gave us skills in technological applications such as Excel and MaxQDA which can be useful in the future for jobs and other research.
- The class was highly organized, structured very well and did a great job of giving a survey of a complicated subject without spending too much time on theory.
- This course opened my eyes to a new region of the world that I have never studied within Anthropology. This course's strength was 100% Anna Grace Tribble, she is an absolute rockstar and by far one of my favorite teachers I've had at Emory so far. She is so genuine and caring, and incredibly passionate about her course material. She finds creative ways to bring in cultural treats for her students and tying that into course material, and little field trips along the way. I loved the qualitative and quantitative projects because they helped me work on my hard skills and gain experience in MaxQDA and Excel, while her course readings and group work helped with soft skills and analytical skills. I feel like I have grown a lot in knowledge for food security, health and how conflict (physical, environmental and structural) influences health and safety. I loved being able to grow on my own interest with marginalized communities without secure food access, and learn the academic terms to talk about it!
- Acquiring present day knowledge on the current food systems and interlining conflict of the Middle East.
- All of the course was very well put together, delivered effectively, and super interesting and engaging.

Emory University: Emory College of Arts and Sciences

ECAS Course Evaluations (Sp 2020)

Course: ANT-385-5: Special Topics: Anthropology - Spring 2020
Instructor: AG Tribble *
Response Rate: 11/22 (50.00 %)

19 - In educational terms, what were the weak points of this course? How could they be improved?

Response Rate 4/22 (18.18%)

- smaller assignments more throughout the semester may have been a bit more effective than large assignments only a few times during the semester; however, this is more personal preference than an actual weak point to the course
- It focused on a lot of different countries and at times it could get confusing on which country(ies) information applied to.
- I think that sometimes, the course was taught with the assumption that people had more of an understanding of the Middle East (I know that it was cross-listed as MESAS), but I think maybe a little more background would have provided me with more useful context for the entire course.
- The only complaint I can think of is that the organization of readings could be more organized. It was hard to figure out the readings from the file because they weren't named by author last names/put into weekly folders, so I had to cross check files with the library reserves list and syllabus.

20 - How would you rate the readings in conveying course material?

Response Option	Weight	Frequency	Percent	Percent Responses	Means						
Excellent	(5)	3	33.33%			4.22	3.72	3.72			
Very Good	(4)	5	55.56%								
Good	(3)	1	11.11%								
Fair	(2)	0	0.00%								
Poor	(1)	0	0.00%								
					0	25	50	100	Question	Dept	ECAS
Response Rate	Mean	STD	Median	Dept	Mean	STD	Median	ECAS	Mean	STD	Median
9/22 (40.91%)	4.22	0.67	4.00	25	3.72	1.10	4.00	25	3.72	1.10	4.00

- I loved the readings from this course because they were informational and taught us about both policy and ethnographic stories of local people's experiences. I do think that a couple were pretty repetitive but I still enjoyed them and your respective lectures.

21 - Please comment on evaluation procedures: tests, papers, feedback, etc.

Response Rate 3/22 (13.64%)

- All were useful and interesting. Though they had challenges to them, they were completable with care, attention to class, and attendance of office hours.
- I liked the assigned assignments. It involved different types of knowledge.
- I really enjoyed the two projects we've had. I thought they were a great balance of work over time, and helped me solidify skills for qualitative and quantitative data analysis. Prof Tribble also gave substantial feedback and was always available for office hour chats.

22 - Overall, how would you evaluate the instructor's teachings in this course?

Response Option	Weight	Frequency	Percent	Percent Responses	Means						
Excellent	(5)	8	88.89%			4.89	4.32	4.32			
Very Good	(4)	1	11.11%								
Good	(3)	0	0.00%								
Fair	(2)	0	0.00%								
Poor	(1)	0	0.00%								
					0	25	50	100	Question	Dept	ECAS
Response Rate	Mean	STD	Median	Dept	Mean	STD	Median	ECAS	Mean	STD	Median
9/22 (40.91%)	4.89	0.33	5.00	25	4.32	0.99	5.00	25	4.32	0.99	5.00

23 - Overall, how would you evaluate the academic quality of this course?

Response Option	Weight	Frequency	Percent	Percent Responses	Means						
Excellent	(5)	5	55.56%			4.56	4.28	4.28			
Very Good	(4)	4	44.44%								
Good	(3)	0	0.00%								
Fair	(2)	0	0.00%								
Poor	(1)	0	0.00%								
					0	25	50	100	Question	Dept	ECAS
Response Rate	Mean	STD	Median	Dept	Mean	STD	Median	ECAS	Mean	STD	Median
9/22 (40.91%)	4.56	0.53	5.00	25	4.28	0.89	5.00	25	4.28	0.89	5.00

Emory University: Emory College of Arts and Sciences
ECAS Course Evaluations (Sp 2020)

Course: ANT-385-5: Special Topics: Anthropology - Spring 2020
Instructor: AG Tribble *
Response Rate: 11/22 (50.00 %)

24 - What else would you like to say or suggest about this course or its instructor?

Response Rate 2/22 (9.09%)

- Again, I absolutely loved being in this course. I adore Professor Tribble and am heartbroken to hear that she will be leaving Emory next year. I have recommended not only this course, but also Prof Tribble to so many Anthro friends because of how much this course has impacted my interest in global policy making and food security. This has definitely been an unforgettable course at Emory!
- Wonderful!!

Mean of Means Calculations	Mean	Dept	ECAS	
Weighted Mean (Course)	8.53	7.87	7.94	
Weighted Mean (Instructor)	8.85	7.94	8.06	
Weighted Mean (Overall)	8.74	7.92	8.02	

Emory University: Emory College of Arts and Sciences

Mid-Term Course Evaluations (Sp 2020)

Course: ANT-385-5: Special Topics: Anthropology - Spring 2020
Instructor: AG Tribble *
Response Rate: 15/22 (68.18%)

1 - How has the pace of the class been so far?						
Response Option	Weight	Frequency	Percent	Percent Responses	Means	
Too fast	(3)	0	0.00%		2.00 	
Just right	(2)	15	100.00%			
Too slow	(1)	0	0.00%			
				0 25 50 100	Question	
Response Rate			Mean		STD	Median
15/22 (68.18%)			2.00		0.00	2.00

2 - What is helping you to learn in this class?	
Response Rate	15/22 (68.18%)
<ul style="list-style-type: none"> • I like when we go over the readings again in class. • the powerpoints • Thorough going over information in powerpoint, and not being required to recall minute details from assigned readings. • The interactive lecture style and the discussions. • Your energy and passion for your research interests! It keeps me super engaged in class and I genuinely love learning what you have learned/have to say about the topics we go over. I have loved the implementation of class snacks and trips to tie back into the material we are reading about. I love that all the readings are more story-based instead of just empirical evidence, because they make it a lot easier and engaging to read. • I love the interaction! It really makes the topic tangible and more understandable • The powerpoints and hands-on activities! • Good combination of broad concepts and specific cases • Good visuals on slides. Lectures pertain to the readings well. I learn especially well when Prof. Tribble brings in snacks • Engaging lectures and posting the lecture slides after class • The fact that the slides are really short and to the point has helped me a lot • Level of details included in lectures and on lecture slides. Make comprehension during presentation easier. Encause I don't have to worry about writing everything from slides • power-points/engaging activities • The different types of learning styles being incorporated and assignments, such as the debate and interview assignemnt. • Use of hands on activities and case studies that look at real world applications 	

3 - What is making learning difficult?	
Response Rate	13/22 (59.09%)
<ul style="list-style-type: none"> • Sometimes the prof starts going through the powerpoint too quickly and I can't keep up. • the readings are a little dense and repetitive • A few of the readings have been somewhat long, making it difficult to get through all of the material prior to class meeting. • Nothing. This class suits my learning style very well. • I did not come in with a great background of the Middle East, so timelines and geography are still quite confusing to me! You have gone over this a couple times, but I still am not able to visualize the timeline or geography:(• Sometimes the readings are a bit heavy • N/A • Sometimes the language feels a little technical and abstracted in class lectures • the instructions on some assignments were hard to follow. Would not have understood had she not explained further in class • Sometimes there is alot of writing/very dense slides and its hard to take notes in class • Nothing • amount of reading • There are sometimes a lot of readings. 	

Emory University: Emory College of Arts and Sciences

Mid-Term Course Evaluations (Sp 2020)

Course: ANT-385-5: Special Topics: Anthropology - Spring 2020
Instructor: AG Tribble *
Response Rate: 15/22 (68.18%)

4 - How much work was Assignment 1 compared to other courses?						
Response Option	Weight	Frequency	Percent	Percent Responses	Means	
Less than other similar courses	(1)	0	0.00%		2.33	
Same as other similar courses	(2)	10	66.67%	██████████		
More than other similar courses	(3)	5	33.33%	██████		
				0 25 50 100	Question	
Response Rate			Mean		STD	Median
15/22 (68.18%)			2.33		0.49	2.00

5 - How useful have assignments for gaining a skill for future jobs?						
Response Option	Weight	Frequency	Percent	Percent Responses	Means	
Very useful	(3)	12	80.00%	██████████	2.80	
Somewhat useful	(2)	3	20.00%	████		
Not useful	(1)	0	0.00%			
				0 25 50 100	Question	
Response Rate			Mean		STD	Median
15/22 (68.18%)			2.80		0.41	3.00

6 - How well have assignments linked to the broader class?						
Response Option	Weight	Frequency	Percent	Percent Responses	Means	
Very well	(3)	11	73.33%	██████████	2.73	
Somewhat well	(2)	4	26.67%	██████		
Not well	(1)	0	0.00%			
				0 25 50 100	Question	
Response Rate			Mean		STD	Median
15/22 (68.18%)			2.73		0.46	3.00

7 - Have the readings been relevant to class discussions, activities, and assignments?						
Response Option	Weight	Frequency	Percent	Percent Responses	Means	
YES	(2)	14	93.33%	██████████	1.93	
NO	(1)	1	6.67%	█		
				0 25 50 100	Question	
Response Rate			Mean		STD	Median
15/22 (68.18%)			1.93		0.26	2.00

- They have provided background, context, etc to the more specific things that we are learning in class.
- While some of the readings have been super helpful and relevant to class discussions, activities and assignments, others have been a bit long in length where the strong points in the material become lost.
- They align very well with the lectures in class! I appreciate that you don't spit back article readings verbatim, but actually add on to it with other articles/research or stories in your slides.
- The readings are very relevant.
- All on-topic and mentioned in class
- The readings are very useful and applicable to the class material. They give a valuable dive into the cases and studies that provide a basis for the conceptual material
- the readings are almost always prep/supplemental to the lecture material and helps give context and examples.
- I like how there is a balance between historical readings or theoretical ones providing us with the needed background knowledge in this field. I also love how there are readings about current day events connecting our knowledge to real events happening today.

Emory University: Emory College of Arts and Sciences

Mid-Term Course Evaluations (Sp 2020)




Course: ANT-385-5: Special Topics: Anthropology - Spring 2020
Instructor: AG Tribble *
Response Rate: 15/22 (68.18%)

8 - What readings seem to be missing from the course?

Response Rate 5/22 (22.73%)

- No readings seem to be missing from the course.
- I feel like we learn about so many countries, food systems and conflict... but I am having trouble comparing them to each other and distinguishing them from each other. Perhaps a reading about distinctions between systems of violence?
- I would like to see more online articles and news sources!
- N/A
- More historical/narrative-based readings, please!

9 - How much work has this course required from you?



Response Option	Weight	Frequency	Percent	Percent Responses	Means
Less than other similar courses	(1)	2	13.33%		2.07
Same as other similar courses	(2)	10	66.67%		
More than other similar courses	(3)	3	20.00%		
				0 25 50 100	Question
Response Rate			Mean	STD	Median
15/22 (68.18%)			2.07	0.59	2.00

10 - What activities were most instructive thus far in the semester? Why?

Response Rate 12/22 (54.55%)

- I think the field trip was an awesome way to start to put some of this knowledge into a real-world context, which is obviously hard to do because we aren't in the Middle East.
- I think that the pie activity was most instructive, as it allowed for a hands on approach to understanding the material that we were discussing.
- The pie activity was really helpful because it opened up my eyes to systemic inequality regarding food security.
- Wrapping Dolma, visiting Al Madina, that pie cutting/selling competition in class! very engaging and memorable! Also, really enjoyed learning how to use MaxQDA (very useful for future qualitative data analysis skill) and loved reading your interviews (it was like getting a snippet of your research life).
- Using MaxQDA was difficult but extremely valuable
- Grape Leaves!! I loved doing something so hands on!
- The interview analysis gave me a good idea of anthropological methods and putting them into practice.
- Supply chain activities, class debate. I enjoyed applying class material to activities
- market fieldtrip !
- i loved the interview analysis project because the coding helped me realize the problems sanctions can cause.
- Readings
- The interview assignment because it required different types of engaging with the material.

11 - Do you feel comfortable to speaking up in this class?

Response Option	Weight	Frequency	Percent	Percent Responses	Means
YES	(2)	14	93.33%		1.93
NO	(1)	1	6.67%		
				0 25 50 100	Question
Response Rate			Mean	STD	Median
15/22 (68.18%)			1.93	0.26	2.00

Emory University: Emory College of Arts and Sciences

Mid-Term Course Evaluations (Sp 2020)

Course: ANT-385-5: Special Topics: Anthropology - Spring 2020
Instructor: AG Tribble *
Response Rate: 15/22 (68.18%)

12 - Do you want to be able to engage more actively in the classroom (e.g. small discussion groups)?					
Response Option	Weight	Frequency	Percent	Percent Responses	Means
YES	(2)	3	20.00%		1.20
NO	(1)	12	80.00%		
				0 25 50 100	Question
Response Rate		Mean		STD	Median
15/22 (68.18%)		1.20		0.41	1.00
<ul style="list-style-type: none"> • Small discussion groups are always helpful! • I am excited for the upcoming debate! • Having a day dedicated to discussion every couple weeks would be nice! The debate days do that to some extent, but feel very structured. 					

13 - Did AG Tribble's teaching style feel inclusive across a spectrum of learning styles? -					
Response Option	Weight	Frequency	Percent	Percent Responses	Means
All of the time	(3)	12	80.00%		2.80
Some of the time	(2)	3	20.00%		
None of the time	(1)	0	0.00%		
				0 25 50 100	Question
Response Rate		Mean		STD	Median
15/22 (68.18%)		2.80		0.41	3.00



14 - How can AG Tribble work to be more inclusive in the future? -	
Response Rate	10/22 (45.45%)
<ul style="list-style-type: none"> • go slower through the powerpoints • I think that AG Tribble is already extremely inclusive. • She is doing a great job now! • You're incredible. Maybe encouraging quieter students to speak more? • You're doing great! • N/A • You have done some kinesthetic- learning style activities, but having those more often would be nice in giving people an alternative way to learn the information • easy going, always eager to help and loves to answer anyones questions. follows up later if she doesnt immediately have the answer • (she does this sometimes) but For those who arent Mesas majors maybe try to include some brief background of the political group or geographical locations in which you are lecturing about that day • A little slower when presenting ideas that are not written in the slides 	



15 - Were you able to have meetings with AG Tribble when needed? -					
Response Option	Weight	Frequency	Percent	Percent Responses	Means
All of the time	(3)	14	93.33%		2.93
Some of the time	(2)	1	6.67%		
None of the time	(1)	0	0.00%		
				0 25 50 100	Question
Response Rate		Mean		STD	Median
15/22 (68.18%)		2.93		0.26	3.00

Emory University: Emory College of Arts and Sciences

Mid-Term Course Evaluations (Sp 2020)

Course: ANT-385-5: Special Topics: Anthropology - Spring 2020
Instructor: AG Tribble *
Response Rate: 15/22 (68.18%)

16 - Did AG Tribble feel approachable? -					
Response Option	Weight	Frequency	Percent	Percent Responses	Means
YES	(2)	15	100.00%		
NO	(1)	0	0.00%		
				0 25 50 100	Question
Response Rate		Mean		STD	Median
15/22 (68.18%)		2.00		0.00	2.00

17 - Did AG Tribble reply to emails in a timely manner? -					
Response Option	Weight	Frequency	Percent	Percent Responses	Means
YES	(2)	15	100.00%		
NO	(1)	0	0.00%		
				0 25 50 100	Question
Response Rate		Mean		STD	Median
15/22 (68.18%)		2.00		0.00	2.00

18 - List 1-2 things that you really like about this course.	
Response Rate	13/22 (59.09%)
<ul style="list-style-type: none"> • I have never had a class like this, I really enjoy learning about the material. I like how the course is structured in general. • I really enjoy that this course ties in all of the material to food - even though it is a course on food systems, it still goes above and beyond to make the material feel easy to understand. • The professor and the interactive activities. • The energy and liveliness of both Professor Tribble and the students, making me feel WAY more comfortable speaking in this class than others. This course has also inspired me to put my work in homeless shelters into more structural research on food systems and food insecurity. I love that I can now back up my passions with academic terms! I also love that I am learning about a part of the world that I have never studied on before. • I think if it were a different professor the entire course would be drastically different, but Tribble is definitely one of the most positive aspects of the course! and the food and the material in general are just super interesting • Professor, hands-on activities, color-coded powerpoints • It is giving me a nice overview of the strategies and methods anthropologists use to do research effectively. Incorporating food and food activities into some day's lectures is a nice and refreshing classroom-building activity • the importance of the topic. Prof. Tribble's teaching and presentation style. great blend of lecture and activity • It relates a topic that everyone understands (food) to a topic that's not often studied in the states (Middle East). The material is not redundant and I genuinely feel as if I'm learning new and relevant information • I really like that we get to eat middle eastern food • Class slides • subjects discussed in class and the experiential learning • How engaged Tribble is with the course and material. Also, how it incorporates tangible features to get excited about the material, such as introducing us to cultural foods. 	

Emory University: Emory College of Arts and Sciences

Mid-Term Course Evaluations (Sp 2020)

Course: ANT-385-5: Special Topics: Anthropology - Spring 2020
Instructor: AG Tribble *
Response Rate: 15/22 (68.18 %)

19 - List 1-2 things that you really dislike about this course.

Response Rate	13/22 (59.09%)
---------------	----------------

- I think the powerpoints have too much information on them, I think some of the information about the Middle East is really specific and not as accessible if you aren't a MESAS major.
- I think that the readings are a bit long, and that while MAXQDA was not too difficult to use for the first assignment, having a mock assignment for how to correctly use it would be helpful.
- The data analysis project was really tough, but it was also very useful.
- Beginning felt a little slow and repetitive, but still loved what we were learning.
- The readings can be a bit heavy sometimes and the work load is heavier than all of my other courses
- Debates
- maybe a little too much lecture, and it could use more discussion. But that is not entirely bad and the class is designed as a lecture course
- sometimes a little fast paced. There's a lot of reading and there's usually not time to cover it all in class
- N/A
- I don't dislike anything
- Amount of readings
- amount of time assignments take
- N/A

20 - If you could change one thing about this course, what would it be?

Response Rate	12/22 (54.55%)
---------------	----------------

- nothing!
- allow for more opportunities for grading...only 4 parts of the total grade makes it really easy to get a low grade
- I would have begun the course by going over MAXQDA rather than going over it right before the first assignment.
- Not sure. I genuinely love this course.
- I wish all the students were as excited as like the five people who sit in the front..
- include more media pieces!
- More variety of readings past technical political/anthropological analysis and experimentation
- More time practicing with MaxQDA
- Include more maps
- I think it would be fun to have small discussions every two weeks about the concepts we have learned in class. connecting real world examples to our existing knowledge
- Less readings or more discussion if readings in class if time permits
- N/A